

## Temporary Cash Assistance: Applications Received, Approved, Not Approved, & Cases Closed

| <b>Applications Received</b> | 2018<br>July | 2018<br>August | 2018<br>September | 2018<br>October | 2018<br>November | 2018<br>December | 2019<br>January | 2019<br>February | 2019<br>March | 2019<br>April | 2019<br>May | 2019<br>June | <b>FY '19<br/>Average</b> |
|------------------------------|--------------|----------------|-------------------|-----------------|------------------|------------------|-----------------|------------------|---------------|---------------|-------------|--------------|---------------------------|
| Allegany                     | 64           | 49             | 55                | 64              | 51               | 56               | 80              | 47               | 71            | 64            |             |              | <b>60</b>                 |
| Anne Arundel                 | 304          | 285            | 284               | 313             | 263              | 222              | 293             | 213              | 236           | 280           |             |              | <b>269</b>                |
| Baltimore Co.                | 748          | 622            | 696               | 787             | 662              | 568              | 698             | 484              | 639           | 667           |             |              | <b>657</b>                |
| Calvert                      | 34           | 26             | 29                | 30              | 27               | 16               | 32              | 11               | 24            | 31            |             |              | <b>26</b>                 |
| Caroline                     | 37           | 32             | 31                | 24              | 37               | 19               | 27              | 20               | 26            | 14            |             |              | <b>27</b>                 |
| Carroll                      | 54           | 55             | 51                | 53              | 42               | 41               | 36              | 20               | 43            | 49            |             |              | <b>44</b>                 |
| Cecil                        | 110          | 84             | 101               | 98              | 73               | 56               | 86              | 60               | 64            | 71            |             |              | <b>80</b>                 |
| Charles                      | 83           | 97             | 102               | 104             | 109              | 81               | 131             | 80               | 88            | 101           |             |              | <b>98</b>                 |
| Dorchester                   | 36           | 27             | 43                | 46              | 31               | 24               | 36              | 22               | 19            | 29            |             |              | <b>31</b>                 |
| Frederick                    | 117          | 118            | 115               | 127             | 89               | 70               | 96              | 71               | 93            | 78            |             |              | <b>97</b>                 |
| Garrett                      | 1            | 17             | 7                 | 17              | 13               | 11               | 15              | 15               | 11            | 13            |             |              | <b>12</b>                 |
| Harford                      | 134          | 133            | 139               | 147             | 105              | 107              | 151             | 74               | 104           | 122           |             |              | <b>122</b>                |
| Howard                       | 105          | 114            | 118               | 109             | 106              | 92               | 105             | 88               | 100           | 105           |             |              | <b>104</b>                |
| Kent                         | 16           | 15             | 14                | 16              | 13               | 11               | 16              | 7                | 7             | 13            |             |              | <b>13</b>                 |
| Montgomery                   | 310          | 268            | 311               | 362             | 278              | 261              | 325             | 241              | 239           | 281           |             |              | <b>288</b>                |
| Prince George's              | 673          | 579            | 658               | 708             | 551              | 556              | 665             | 465              | 478           | 612           |             |              | <b>595</b>                |
| Queen Anne's                 | 12           | 22             | 15                | 18              | 14               | 11               | 18              | 14               | 11            | 9             |             |              | <b>14</b>                 |
| St. Mary's                   | 97           | 103            | 81                | 96              | 80               | 72               | 82              | 43               | 69            | 75            |             |              | <b>80</b>                 |
| Somerset                     | 31           | 36             | 35                | 40              | 36               | 30               | 39              | 25               | 30            | 36            |             |              | <b>34</b>                 |
| Talbot                       | 16           | 18             | 9                 | 10              | 9                | 21               | 14              | 16               | 16            | 10            |             |              | <b>14</b>                 |
| Washington                   | 191          | 168            | 172               | 187             | 172              | 140              | 143             | 113              | 172           | 167           |             |              | <b>163</b>                |
| Wicomico                     | 107          | 108            | 109               | 138             | 133              | 100              | 117             | 93               | 93            | 104           |             |              | <b>110</b>                |
| Worcester                    | 22           | 25             | 24                | 22              | 19               | 22               | 21              | 9                | 13            | 10            |             |              | <b>19</b>                 |
| Baltimore City               | 1,619        | 1,486          | 1,361             | 1,552           | 1,400            | 1,199            | 1,375           | 986              | 1,120         | 1,478         |             |              | <b>1,358</b>              |
| <b>State Totals</b>          | 4,921        | 4,487          | 4,560             | 5,068           | 4,313            | 3,786            | 4,601           | 3,217            | 3,766         | 4,419         |             |              | <b>4,314</b>              |

## Temporary Cash Assistance: Applications Received, Approved, Not Approved, & Cases Closed

| <b>Applications Approved</b> | 2018<br>July | 2018<br>August | 2018<br>September | 2018<br>October | 2018<br>November | 2018<br>December | 2019<br>January | 2019<br>February | 2019<br>March | 2019<br>April | 2019<br>May | 2019<br>June | <b>FY '19<br/>Average</b> |
|------------------------------|--------------|----------------|-------------------|-----------------|------------------|------------------|-----------------|------------------|---------------|---------------|-------------|--------------|---------------------------|
| Allegany                     | 36           | 38             | 29                | 27              | 26               | 25               | 41              | 24               | 29            | 41            |             |              | <b>32</b>                 |
| Anne Arundel                 | 105          | 109            | 101               | 124             | 96               | 95               | 83              | 98               | 83            | 95            |             |              | <b>99</b>                 |
| Baltimore Co.                | 213          | 194            | 203               | 247             | 176              | 167              | 172             | 137              | 144           | 179           |             |              | <b>183</b>                |
| Calvert                      | 8            | 14             | 6                 | 6               | 11               | 7                | 5               | 3                | 7             | 5             |             |              | <b>7</b>                  |
| Caroline                     | 10           | 8              | 7                 | 15              | 6                | 13               | 7               | 9                | 2             | 5             |             |              | <b>8</b>                  |
| Carroll                      | 10           | 9              | 6                 | 17              | 11               | 4                | 7               | 4                | 11            | 11            |             |              | <b>9</b>                  |
| Cecil                        | 42           | 37             | 35                | 36              | 41               | 16               | 30              | 26               | 26            | 23            |             |              | <b>31</b>                 |
| Charles                      | 26           | 33             | 30                | 26              | 22               | 24               | 36              | 19               | 27            | 34            |             |              | <b>28</b>                 |
| Dorchester                   | 7            | 18             | 6                 | 24              | 12               | 12               | 7               | 5                | 7             | 3             |             |              | <b>10</b>                 |
| Frederick                    | 33           | 36             | 30                | 34              | 26               | 19               | 20              | 22               | 18            | 19            |             |              | <b>26</b>                 |
| Garrett                      | 4            | 6              | 3                 | 3               | 9                | 9                | 6               | 8                | 6             | 5             |             |              | <b>6</b>                  |
| Harford                      | 48           | 45             | 53                | 55              | 34               | 30               | 56              | 31               | 26            | 36            |             |              | <b>41</b>                 |
| Howard                       | 32           | 32             | 32                | 43              | 30               | 38               | 40              | 25               | 27            | 32            |             |              | <b>33</b>                 |
| Kent                         | 11           | 3              | 5                 | 7               | 7                | 7                | 3               | 2                | 1             | 3             |             |              | <b>5</b>                  |
| Montgomery                   | 84           | 88             | 76                | 90              | 89               | 86               | 74              | 65               | 60            | 69            |             |              | <b>78</b>                 |
| Prince George's              | 158          | 175            | 156               | 162             | 138              | 140              | 136             | 108              | 95            | 120           |             |              | <b>139</b>                |
| Queen Anne's                 | 1            | 6              | 7                 | 6               | 4                | 1                | 5               | 6                | 7             | 4             |             |              | <b>5</b>                  |
| St. Mary's                   | 38           | 44             | 42                | 43              | 38               | 42               | 47              | 19               | 29            | 48            |             |              | <b>39</b>                 |
| Somerset                     | 8            | 16             | 17                | 22              | 19               | 13               | 13              | 13               | 6             | 15            |             |              | <b>14</b>                 |
| Talbot                       | 6            | 8              | 4                 | 5               | 6                | 6                | 7               | 2                | 8             | 4             |             |              | <b>6</b>                  |
| Washington                   | 62           | 53             | 63                | 74              | 49               | 68               | 58              | 41               | 63            | 59            |             |              | <b>59</b>                 |
| Wicomico                     | 56           | 50             | 44                | 63              | 62               | 47               | 38              | 25               | 42            | 39            |             |              | <b>47</b>                 |
| Worcester                    | 8            | 7              | 10                | 10              | 10               | 8                | 5               | 5                | 5             | 6             |             |              | <b>7</b>                  |
| Baltimore City               | 704          | 804            | 573               | 698             | 708              | 572              | 545             | 483              | 407           | 575           |             |              | <b>607</b>                |
| <b>State Totals</b>          | 1,710        | 1,833          | 1,538             | 1,837           | 1,630            | 1,449            | 1,441           | 1,180            | 1,136         | 1,430         |             |              | <b>1,518</b>              |

## Temporary Cash Assistance: Applications Received, Approved, Not Approved, & Cases Closed

| <i><b>Applications<br/>Not Approved</b></i> | 2018<br>July | 2018<br>August | 2018<br>September | 2018<br>October | 2018<br>November | 2018<br>December | 2019<br>January | 2019<br>February | 2019<br>March | 2019<br>April | 2019<br>May | 2019<br>June | <b>FY '19<br/>Average</b> |
|---|--------------|----------------|-------------------|-----------------|------------------|------------------|-----------------|------------------|---------------|---------------|-------------|--------------|---------------------------|
| Allegany                                    | 30           | 35             | 26                | 38              | 27               | 32               | 40              | 26               | 42            | 47            |             |              | <b>34</b>                 |
| Anne Arundel                                | 191          | 210            | 209               | 223             | 205              | 181              | 173             | 184              | 172           | 160           |             |              | <b>191</b>                |
| Baltimore Co.                               | 581          | 451            | 580               | 621             | 562              | 517              | 591             | 463              | 479           | 492           |             |              | <b>534</b>                |
| Calvert                                     | 20           | 29             | 26                | 22              | 26               | 16               | 24              | 19               | 16            | 17            |             |              | <b>22</b>                 |
| Caroline                                    | 27           | 21             | 18                | 22              | 25               | 24               | 21              | 18               | 21            | 10            |             |              | <b>21</b>                 |
| Carroll                                     | 48           | 35             | 50                | 43              | 38               | 32               | 36              | 25               | 22            | 34            |             |              | <b>36</b>                 |
| Cecil                                       | 58           | 71             | 66                | 75              | 63               | 43               | 56              | 47               | 33            | 58            |             |              | <b>57</b>                 |
| Charles                                     | 77           | 69             | 73                | 98              | 84               | 88               | 92              | 81               | 53            | 94            |             |              | <b>81</b>                 |
| Dorchester                                  | 24           | 28             | 15                | 34              | 29               | 24               | 27              | 16               | 22            | 15            |             |              | <b>23</b>                 |
| Frederick                                   | 85           | 91             | 104               | 96              | 71               | 71               | 73              | 63               | 68            | 66            |             |              | <b>79</b>                 |
| Garrett                                     | 2            | 4              | 9                 | 6               | 13               | 8                | 9               | 7                | 8             | 8             |             |              | <b>7</b>                  |
| Harford                                     | 90           | 105            | 99                | 109             | 95               | 79               | 99              | 79               | 57            | 87            |             |              | <b>90</b>                 |
| Howard                                      | 83           | 87             | 84                | 120             | 103              | 81               | 84              | 65               | 75            | 63            |             |              | <b>85</b>                 |
| Kent  | 15           | 10             | 10                | 11              | 4                | 8                | 8               | 7                | 12            | 4             |             |              | <b>9</b>                  |
| Montgomery                                  | 251          | 244            | 227               | 267             | 290              | 204              | 239             | 237              | 201           | 212           |             |              | <b>237</b>                |
| Prince George's                             | 583          | 490            | 473               | 636             | 523              | 521              | 531             | 507              | 409           | 411           |             |              | <b>508</b>                |
| Queen Anne's                                | 4            | 12             | 18                | 13              | 13               | 7                | 13              | 11               | 12            | 8             |             |              | <b>11</b>                 |
| St. Mary's                                  | 64           | 64             | 54                | 64              | 58               | 48               | 50              | 48               | 26            | 36            |             |              | <b>51</b>                 |
| Somerset                                    | 30           | 19             | 19                | 22              | 24               | 18               | 29              | 20               | 16            | 22            |             |              | <b>22</b>                 |
| Talbot                                      | 5            | 11             | 8                 | 7               | 8                | 11               | 11              | 10               | 11            | 8             |             |              | <b>9</b>                  |
| Washington                                  | 146          | 137            | 125               | 147             | 130              | 124              | 107             | 86               | 98            | 114           |             |              | <b>121</b>                |
| Wicomico                                    | 68           | 64             | 63                | 86              | 72               | 83               | 83              | 72               | 62            | 54            |             |              | <b>71</b>                 |
| Worcester                                   | 15           | 16             | 25                | 14              | 16               | 15               | 24              | 7                | 8             | 7             |             |              | <b>15</b>                 |
| Baltimore City                              | 1,034        | 883            | 901               | 1,034           | 896              | 862              | 863             | 796              | 676           | 863           |             |              | <b>881</b>                |
| <b>State Totals</b>                         | 3,531        | 3,186          | 3,282             | 3,808           | 3,375            | 3,097            | 3,283           | 2,894            | 2,599         | 2,890         |             |              | <b>3,195</b>              |

## Temporary Cash Assistance: Applications Received, Approved, Not Approved, & Cases Closed

| <b>Cases Closed</b> | 2018<br>July | 2018<br>August | 2018<br>September | 2018<br>October | 2018<br>November | 2018<br>December | 2019<br>January | 2019<br>February | 2019<br>March | 2019<br>April | 2019<br>May | 2019<br>June | <b>FY '19<br/>Average</b> |
|---------------------|--------------|----------------|-------------------|-----------------|------------------|------------------|-----------------|------------------|---------------|---------------|-------------|--------------|---------------------------|
| Allegany            | 29           | 35             | 48                | 33              | 39               | 35               | 38              | 30               | 31            | 39            |             |              | <b>36</b>                 |
| Anne Arundel        | 151          | 156            | 158               | 131             | 154              | 174              | 138             | 157              | 150           | 165           |             |              | <b>153</b>                |
| Baltimore Co.       | 273          | 249            | 226               | 224             | 256              | 244              | 252             | 219              | 207           | 239           |             |              | <b>239</b>                |
| Calvert             | 14           | 10             | 14                | 6               | 15               | 6                | 13              | 8                | 17            | 15            |             |              | <b>12</b>                 |
| Caroline            | 19           | 13             | 15                | 18              | 15               | 12               | 17              | 15               | 16            | 9             |             |              | <b>15</b>                 |
| Carroll             | 23           | 30             | 13                | 27              | 26               | 14               | 14              | 10               | 6             | 12            |             |              | <b>18</b>                 |
| Cecil               | 49           | 36             | 41                | 34              | 40               | 39               | 39              | 37               | 46            | 42            |             |              | <b>40</b>                 |
| Charles             | 26           | 40             | 33                | 30              | 50               | 29               | 38              | 35               | 21            | 28            |             |              | <b>33</b>                 |
| Dorchester          | 11           | 10             | 11                | 15              | 12               | 10               | 9               | 12               | 13            | 6             |             |              | <b>11</b>                 |
| Frederick           | 33           | 29             | 30                | 38              | 39               | 25               | 36              | 29               | 33            | 34            |             |              | <b>33</b>                 |
| Garrett             | 5            | 4              | 5                 | 3               | 4                | 7                | 4               | 6                | 1             | 8             |             |              | <b>5</b>                  |
| Harford             | 65           | 80             | 75                | 55              | 53               | 63               | 58              | 37               | 51            | 51            |             |              | <b>59</b>                 |
| Howard              | 46           | 45             | 33                | 33              | 38               | 54               | 41              | 40               | 30            | 49            |             |              | <b>41</b>                 |
| Kent                | 7            | 9              | 2                 | 12              | 4                | 7                | 4               | 2                | 3             | 2             |             |              | <b>5</b>                  |
| Montgomery          | 114          | 115            | 145               | 90              | 132              | 110              | 104             | 90               | 89            | 111           |             |              | <b>110</b>                |
| Prince George's     | 198          | 225            | 204               | 215             | 210              | 205              | 201             | 161              | 185           | 213           |             |              | <b>202</b>                |
| Queen Anne's        | 9            | 7              | 9                 | 8               | 8                | 4                | 8               | 4                | 1             | 3             |             |              | <b>6</b>                  |
| St. Mary's          | 53           | 61             | 63                | 45              | 59               | 45               | 56              | 48               | 55            | 63            |             |              | <b>55</b>                 |
| Somerset            | 21           | 17             | 17                | 20              | 18               | 20               | 7               | 14               | 17            | 14            |             |              | <b>17</b>                 |
| Talbot              | 10           | 6              | 6                 | 9               | 5                | 5                | 6               | 6                | 2             | 3             |             |              | <b>6</b>                  |
| Washington          | 76           | 64             | 60                | 71              | 87               | 61               | 69              | 64               | 79            | 72            |             |              | <b>70</b>                 |
| Wicomico            | 50           | 62             | 65                | 63              | 56               | 53               | 53              | 51               | 69            | 63            |             |              | <b>59</b>                 |
| Worcester           | 7            | 14             | 4                 | 8               | 8                | 2                | 10              | 5                | 9             | 7             |             |              | <b>7</b>                  |
| Baltimore City      | 999          | 1,110          | 972               | 978             | 1,193            | 1,032            | 957             | 1,013            | 736           | 961           |             |              | <b>995</b>                |
| <b>State Totals</b> | 2,288        | 2,427          | 2,249             | 2,166           | 2,521            | 2,256            | 2,172           | 2,093            | 1,867         | 2,209         |             |              | <b>2,225</b>              |

**Temporary Cash Assistance: Paid Cases, Paid Recipients (Adults & Children), & Net Expenditures**

| <b>Paid Cases</b>   | 2018<br>July  | 2018<br>August | 2018<br>September | 2018<br>October | 2018<br>November | 2018<br>December | 2019<br>January | 2019<br>February | 2019<br>March | 2019<br>April | 2019<br>May | 2019<br>June | <b>FY '19<br/>Average</b> |
|---------------------|---------------|----------------|-------------------|-----------------|------------------|------------------|-----------------|------------------|---------------|---------------|-------------|--------------|---------------------------|
| Allegany            | 397           | 402            | 378               | 373             | 369              | 364              | 374             | 378              | 368           | 391           |             |              | <b>379</b>                |
| Anne Arundel        | 1,166         | 1,180          | 1,162             | 1,207           | 1,181            | 1,156            | 1,125           | 1,148            | 1,088         | 1,084         |             |              | <b>1,150</b>              |
| Baltimore Co.       | 2,280         | 2,221          | 2,262             | 2,335           | 2,241            | 2,263            | 2,179           | 2,130            | 2,151         | 2,146         |             |              | <b>2,221</b>              |
| Calvert             | 83            | 92             | 80                | 84              | 91               | 96               | 85              | 83               | 77            | 72            |             |              | <b>84</b>                 |
| Caroline            | 138           | 137            | 135               | 143             | 131              | 136              | 135             | 123              | 113           | 110           |             |              | <b>130</b>                |
| Carroll             | 164           | 158            | 157               | 169             | 159              | 151              | 146             | 137              | 144           | 151           |             |              | <b>154</b>                |
| Cecil               | 418           | 424            | 422               | 440             | 444              | 435              | 426             | 424              | 425           | 413           |             |              | <b>427</b>                |
| Charles             | 324           | 314            | 329               | 324             | 317              | 313              | 323             | 300              | 323           | 328           |             |              | <b>320</b>                |
| Dorchester          | 145           | 157            | 149               | 173             | 166              | 170              | 159             | 159              | 155           | 153           |             |              | <b>159</b>                |
| Frederick           | 327           | 346            | 344               | 347             | 343              | 336              | 328             | 320              | 310           | 307           |             |              | <b>331</b>                |
| Garrett             | 54            | 52             | 56                | 52              | 64               | 64               | 69              | 69               | 77            | 70            |             |              | <b>63</b>                 |
| Harford             | 512           | 499            | 500               | 518             | 495              | 491              | 499             | 498              | 488           | 486           |             |              | <b>499</b>                |
| Howard              | 316           | 313            | 326               | 348             | 341              | 343              | 350             | 344              | 342           | 333           |             |              | <b>336</b>                |
| Kent                | 64            | 60             | 63                | 61              | 62               | 65               | 64              | 64               | 62            | 64            |             |              | <b>63</b>                 |
| Montgomery          | 960           | 951            | 901               | 933             | 897              | 919              | 893             | 883              | 891           | 855           |             |              | <b>908</b>                |
| Prince George's     | 1,510         | 1,528          | 1,517             | 1,499           | 1,491            | 1,432            | 1,392           | 1,386            | 1,332         | 1,279         |             |              | <b>1,437</b>              |
| Queen Anne's        | 52            | 56             | 59                | 59              | 58               | 54               | 56              | 57               | 67            | 64            |             |              | <b>58</b>                 |
| St. Mary's          | 416           | 434            | 430               | 435             | 424              | 445              | 445             | 420              | 406           | 415           |             |              | <b>427</b>                |
| Somerset            | 156           | 156            | 162               | 170             | 169              | 160              | 165             | 171              | 162           | 169           |             |              | <b>164</b>                |
| Talbot              | 83            | 88             | 86                | 84              | 84               | 85               | 88              | 84               | 91            | 92            |             |              | <b>87</b>                 |
| Washington          | 671           | 675            | 716               | 713             | 698              | 740              | 721             | 697              | 697           | 708           |             |              | <b>704</b>                |
| Wicomico            | 483           | 484            | 477               | 498             | 503              | 536              | 503             | 476              | 480           | 463           |             |              | <b>490</b>                |
| Worcester           | 87            | 84             | 94                | 93              | 98               | 109              | 100             | 105              | 100           | 103           |             |              | <b>97</b>                 |
| Baltimore City      | 6,895         | 6,954          | 6,828             | 6,728           | 6,671            | 6,512            | 6,300           | 6,119            | 6,002         | 5,928         |             |              | <b>6,494</b>              |
| <b>State Totals</b> | <b>17,701</b> | <b>17,765</b>  | <b>17,633</b>     | <b>17,786</b>   | <b>17,497</b>    | <b>17,375</b>    | <b>16,925</b>   | <b>16,575</b>    | <b>16,351</b> | <b>16,184</b> |             |              | <b>17,179</b>             |

\*DHS reports local statistics based on preliminary data. State totals for recipients/expenditures are later revised in bold & highlighted in yellow when final data is available.

### Temporary Cash Assistance: Paid Cases, Paid Recipients (Adults & Children), & Net Expenditures

| <b>Total Paid Recipients</b> | 2018 July     | 2018 August   | 2018 September | 2018 October  | 2018 November | 2018 December | 2019 January  | 2019 February | 2019 March    | 2019 April    | 2019 May | 2019 June | <b>FY '19 Average</b> |
|------------------------------|---------------|---------------|----------------|---------------|---------------|---------------|---------------|---------------|---------------|---------------|----------|-----------|-----------------------|
| Allegany                     | 993           | 995           | 941            | 915           | 898           | 881           | 937           | 943           | 921           | 999           |          |           | <b>942</b>            |
| Anne Arundel                 | 2,734         | 2,742         | 2,708          | 2,826         | 2,774         | 2,718         | 2,631         | 2,659         | 2,502         | 2,478         |          |           | <b>2,677</b>          |
| Baltimore Co.                | 5,601         | 5,407         | 5,520          | 5,649         | 5,442         | 5,452         | 5,281         | 5,096         | 5,157         | 5,158         |          |           | <b>5,376</b>          |
| Calvert                      | 182           | 210           | 176            | 182           | 198           | 239           | 206           | 196           | 175           | 159           |          |           | <b>192</b>            |
| Caroline                     | 304           | 291           | 290            | 318           | 288           | 291           | 292           | 262           | 237           | 222           |          |           | <b>280</b>            |
| Carroll                      | 349           | 331           | 325            | 364           | 337           | 302           | 298           | 283           | 291           | 310           |          |           | <b>319</b>            |
| Cecil                        | 895           | 911           | 920            | 960           | 956           | 931           | 937           | 923           | 926           | 899           |          |           | <b>926</b>            |
| Charles                      | 766           | 736           | 777            | 756           | 747           | 755           | 757           | 715           | 772           | 785           |          |           | <b>757</b>            |
| Dorchester                   | 353           | 375           | 349            | 416           | 401           | 397           | 362           | 363           | 359           | 367           |          |           | <b>374</b>            |
| Frederick                    | 782           | 835           | 841            | 835           | 821           | 799           | 779           | 769           | 736           | 729           |          |           | <b>793</b>            |
| Garrett                      | 114           | 112           | 124            | 119           | 147           | 146           | 168           | 165           | 187           | 169           |          |           | <b>145</b>            |
| Harford                      | 1,173         | 1,145         | 1,143          | 1,192         | 1,119         | 1,134         | 1,141         | 1,158         | 1,097         | 1,095         |          |           | <b>1,140</b>          |
| Howard                       | 803           | 813           | 884            | 920           | 902           | 894           | 952           | 923           | 922           | 880           |          |           | <b>889</b>            |
| Kent                         | 168           | 162           | 169            | 167           | 168           | 170           | 160           | 171           | 162           | 171           |          |           | <b>167</b>            |
| Montgomery                   | 2,623         | 2,573         | 2,444          | 2,521         | 2,439         | 2,516         | 2,464         | 2,444         | 2,470         | 2,339         |          |           | <b>2,483</b>          |
| Prince George's              | 3,974         | 3,980         | 3,953          | 3,905         | 3,888         | 3,683         | 3,602         | 3,612         | 3,443         | 3,257         |          |           | <b>3,730</b>          |
| Queen Anne's                 | 115           | 129           | 145            | 138           | 135           | 123           | 127           | 118           | 139           | 133           |          |           | <b>130</b>            |
| St. Mary's                   | 1,105         | 1,164         | 1,166          | 1,147         | 1,119         | 1,201         | 1,221         | 1,148         | 1,107         | 1,100         |          |           | <b>1,148</b>          |
| Somerset                     | 424           | 418           | 441            | 447           | 458           | 435           | 466           | 485           | 460           | 486           |          |           | <b>452</b>            |
| Talbot                       | 182           | 194           | 186            | 179           | 171           | 179           | 183           | 174           | 195           | 202           |          |           | <b>185</b>            |
| Washington                   | 1,634         | 1,671         | 1,761          | 1,739         | 1,680         | 1,828         | 1,751         | 1,684         | 1,664         | 1,696         |          |           | <b>1,711</b>          |
| Wicomico                     | 1,212         | 1,224         | 1,227          | 1,281         | 1,289         | 1,365         | 1,267         | 1,196         | 1,175         | 1,122         |          |           | <b>1,236</b>          |
| Worcester                    | 193           | 179           | 196            | 189           | 203           | 224           | 207           | 209           | 212           | 212           |          |           | <b>202</b>            |
| Baltimore City               | 17,838        | 18,046        | 17,693         | 17,482        | 17,280        | 16,842        | 16,283        | 15,633        | 15,424        | 15,358        |          |           | <b>16,788</b>         |
| <b>State Totals*</b>         | <b>44,517</b> | <b>44,643</b> | <b>44,379</b>  | <b>44,647</b> | <b>43,860</b> | <b>43,505</b> | <b>42,472</b> | <b>41,329</b> | <b>40,733</b> | <b>40,326</b> |          |           | <b>43,041</b>         |

\*DHS reports local statistics based on preliminary data. State totals for recipients/expenditures are later revised in bold & highlighted in yellow when final data is available.

**Temporary Cash Assistance: Paid Cases, Paid Recipients (Adults & Children), & Net Expenditures**

| <b>Adult<br/>Paid Recipients</b> | 2018<br>July  | 2018<br>August | 2018<br>September | 2018<br>October | 2018<br>November | 2018<br>December | 2019<br>January | 2019<br>February | 2019<br>March | 2019<br>April | 2019<br>May | 2019<br>June | <b>FY '19<br/>Average</b> |
|----------------------------------|---------------|----------------|-------------------|-----------------|------------------|------------------|-----------------|------------------|---------------|---------------|-------------|--------------|---------------------------|
| Allegany                         | 300           | 299            | 281               | 268             | 263              | 257              | 280             | 285              | 267           | 286           |             |              | <b>279</b>                |
| Anne Arundel                     | 618           | 619            | 609               | 651             | 637              | 625              | 588             | 625              | 556           | 554           |             |              | <b>608</b>                |
| Baltimore Co.                    | 1,371         | 1,336          | 1,375             | 1,434           | 1,364            | 1,364            | 1,277           | 1,239            | 1,257         | 1,262         |             |              | <b>1,328</b>              |
| Calvert                          | 40            | 55             | 41                | 43              | 51               | 61               | 52              | 48               | 40            | 36            |             |              | <b>47</b>                 |
| Caroline                         | 50            | 51             | 47                | 53              | 43               | 49               | 50              | 43               | 36            | 29            |             |              | <b>45</b>                 |
| Carroll                          | 78            | 73             | 69                | 78              | 71               | 61               | 59              | 56               | 60            | 63            |             |              | <b>67</b>                 |
| Cecil                            | 200           | 199            | 199               | 212             | 204              | 206              | 196             | 196              | 200           | 189           |             |              | <b>200</b>                |
| Charles                          | 175           | 166            | 182               | 171             | 172              | 165              | 166             | 151              | 172           | 179           |             |              | <b>170</b>                |
| Dorchester                       | 72            | 74             | 71                | 92              | 89               | 88               | 79              | 79               | 81            | 83            |             |              | <b>81</b>                 |
| Frederick                        | 200           | 221            | 223               | 208             | 207              | 201              | 193             | 186              | 176           | 175           |             |              | <b>199</b>                |
| Garrett                          | 25            | 26             | 29                | 24              | 38               | 37               | 44              | 43               | 54            | 46            |             |              | <b>37</b>                 |
| Harford                          | 261           | 259            | 256               | 279             | 245              | 241              | 245             | 249              | 237           | 233           |             |              | <b>251</b>                |
| Howard                           | 205           | 210            | 226               | 239             | 233              | 242              | 261             | 253              | 244           | 228           |             |              | <b>234</b>                |
| Kent                             | 38            | 38             | 42                | 41              | 39               | 40               | 38              | 40               | 37            | 39            |             |              | <b>39</b>                 |
| Montgomery                       | 733           | 718            | 676               | 708             | 668              | 705              | 682             | 676              | 686           | 635           |             |              | <b>689</b>                |
| Prince George's                  | 995           | 1,029          | 1,014             | 1,024           | 1,014            | 926              | 915             | 925              | 883           | 816           |             |              | <b>954</b>                |
| Queen Anne's                     | 25            | 29             | 35                | 33              | 31               | 26               | 28              | 26               | 32            | 27            |             |              | <b>29</b>                 |
| St. Mary's                       | 275           | 291            | 304               | 300             | 292              | 313              | 321             | 299              | 284           | 284           |             |              | <b>296</b>                |
| Somerset                         | 121           | 116            | 124               | 130             | 121              | 117              | 122             | 123              | 116           | 121           |             |              | <b>121</b>                |
| Talbot                           | 39            | 45             | 42                | 39              | 34               | 41               | 36              | 35               | 40            | 42            |             |              | <b>39</b>                 |
| Washington                       | 388           | 399            | 428               | 426             | 419              | 457              | 435             | 407              | 405           | 405           |             |              | <b>417</b>                |
| Wicomico                         | 303           | 304            | 311               | 324             | 332              | 363              | 325             | 304              | 300           | 276           |             |              | <b>314</b>                |
| Worcester                        | 36            | 35             | 41                | 35              | 39               | 44               | 39              | 43               | 45            | 45            |             |              | <b>40</b>                 |
| Baltimore City                   | 4,887         | 5,011          | 4,907             | 4,813           | 4,743            | 4,623            | 4,435           | 4,240            | 4,155         | 4,129         |             |              | <b>4,594</b>              |
| <b>State Totals</b>              | <b>11,435</b> | <b>11,603</b>  | <b>11,532</b>     | <b>11,625</b>   | <b>11,349</b>    | <b>11,252</b>    | <b>10,866</b>   | <b>10,571</b>    | <b>10,363</b> | <b>10,182</b> |             |              | <b>11,078</b>             |

\*DHS reports local statistics based on preliminary data. State totals for recipients/expenditures are later revised in bold & highlighted in yellow when final data is available.

### Temporary Cash Assistance: Paid Cases, Paid Recipients (Adults & Children), & Net Expenditures

| <b>Child Paid Recipients</b> | 2018 July     | 2018 August   | 2018 September | 2018 October  | 2018 November | 2018 December | 2019 January  | 2019 February | 2019 March    | 2019 April    | 2019 May | 2019 June | <b>FY '19 Average</b> |
|------------------------------|---------------|---------------|----------------|---------------|---------------|---------------|---------------|---------------|---------------|---------------|----------|-----------|-----------------------|
| Allegany                     | 693           | 696           | 660            | 647           | 635           | 624           | 657           | 658           | 654           | 713           |          |           | <b>664</b>            |
| Anne Arundel                 | 2,116         | 2,123         | 2,099          | 2,175         | 2,137         | 2,093         | 2,043         | 2,034         | 1,946         | 1,924         |          |           | <b>2,069</b>          |
| Baltimore Co.                | 4,230         | 4,071         | 4,145          | 4,215         | 4,078         | 4,088         | 4,004         | 3,857         | 3,900         | 3,896         |          |           | <b>4,048</b>          |
| Calvert                      | 142           | 155           | 135            | 139           | 147           | 178           | 154           | 148           | 135           | 123           |          |           | <b>146</b>            |
| Caroline                     | 254           | 240           | 243            | 265           | 245           | 242           | 242           | 219           | 201           | 193           |          |           | <b>234</b>            |
| Carroll                      | 271           | 258           | 256            | 286           | 266           | 241           | 239           | 227           | 231           | 247           |          |           | <b>252</b>            |
| Cecil                        | 695           | 712           | 721            | 748           | 752           | 725           | 741           | 727           | 726           | 710           |          |           | <b>726</b>            |
| Charles                      | 591           | 570           | 595            | 585           | 575           | 590           | 591           | 564           | 600           | 606           |          |           | <b>587</b>            |
| Dorchester                   | 281           | 301           | 278            | 324           | 312           | 309           | 283           | 284           | 278           | 284           |          |           | <b>293</b>            |
| Frederick                    | 582           | 614           | 618            | 627           | 614           | 598           | 586           | 583           | 560           | 554           |          |           | <b>594</b>            |
| Garrett                      | 89            | 86            | 95             | 95            | 109           | 109           | 124           | 122           | 133           | 123           |          |           | <b>109</b>            |
| Harford                      | 912           | 886           | 887            | 913           | 874           | 893           | 896           | 909           | 860           | 862           |          |           | <b>889</b>            |
| Howard                       | 598           | 603           | 658            | 681           | 669           | 652           | 691           | 670           | 678           | 652           |          |           | <b>655</b>            |
| Kent                         | 130           | 124           | 127            | 126           | 129           | 130           | 122           | 131           | 125           | 132           |          |           | <b>128</b>            |
| Montgomery                   | 1,890         | 1,855         | 1,768          | 1,813         | 1,771         | 1,811         | 1,782         | 1,768         | 1,784         | 1,704         |          |           | <b>1,795</b>          |
| Prince George's              | 2,979         | 2,951         | 2,939          | 2,881         | 2,874         | 2,757         | 2,687         | 2,687         | 2,560         | 2,441         |          |           | <b>2,776</b>          |
| Queen Anne's                 | 90            | 100           | 110            | 105           | 104           | 97            | 99            | 92            | 107           | 106           |          |           | <b>101</b>            |
| St. Mary's                   | 830           | 873           | 862            | 847           | 827           | 888           | 900           | 849           | 823           | 816           |          |           | <b>852</b>            |
| Somerset                     | 303           | 302           | 317            | 317           | 337           | 318           | 344           | 362           | 344           | 365           |          |           | <b>331</b>            |
| Talbot                       | 143           | 149           | 144            | 140           | 137           | 138           | 147           | 139           | 155           | 160           |          |           | <b>145</b>            |
| Washington                   | 1,246         | 1,272         | 1,333          | 1,313         | 1,261         | 1,371         | 1,316         | 1,277         | 1,259         | 1,291         |          |           | <b>1,294</b>          |
| Wicomico                     | 909           | 920           | 916            | 957           | 957           | 1,002         | 942           | 892           | 875           | 846           |          |           | <b>922</b>            |
| Worcester                    | 157           | 144           | 155            | 154           | 164           | 180           | 168           | 166           | 167           | 167           |          |           | <b>162</b>            |
| Baltimore City               | 12,951        | 13,035        | 12,786         | 12,669        | 12,537        | 12,219        | 11,848        | 11,393        | 11,269        | 11,229        |          |           | <b>12,194</b>         |
| <b>State Totals</b>          | <b>33,082</b> | <b>33,040</b> | <b>32,847</b>  | <b>33,022</b> | <b>32,511</b> | <b>32,253</b> | <b>31,606</b> | <b>30,758</b> | <b>30,370</b> | <b>30,144</b> |          |           | <b>31,963</b>         |

\*DHS reports local statistics based on preliminary data. State totals for recipients/expenditures are later revised in bold & highlighted in yellow when final data is available.

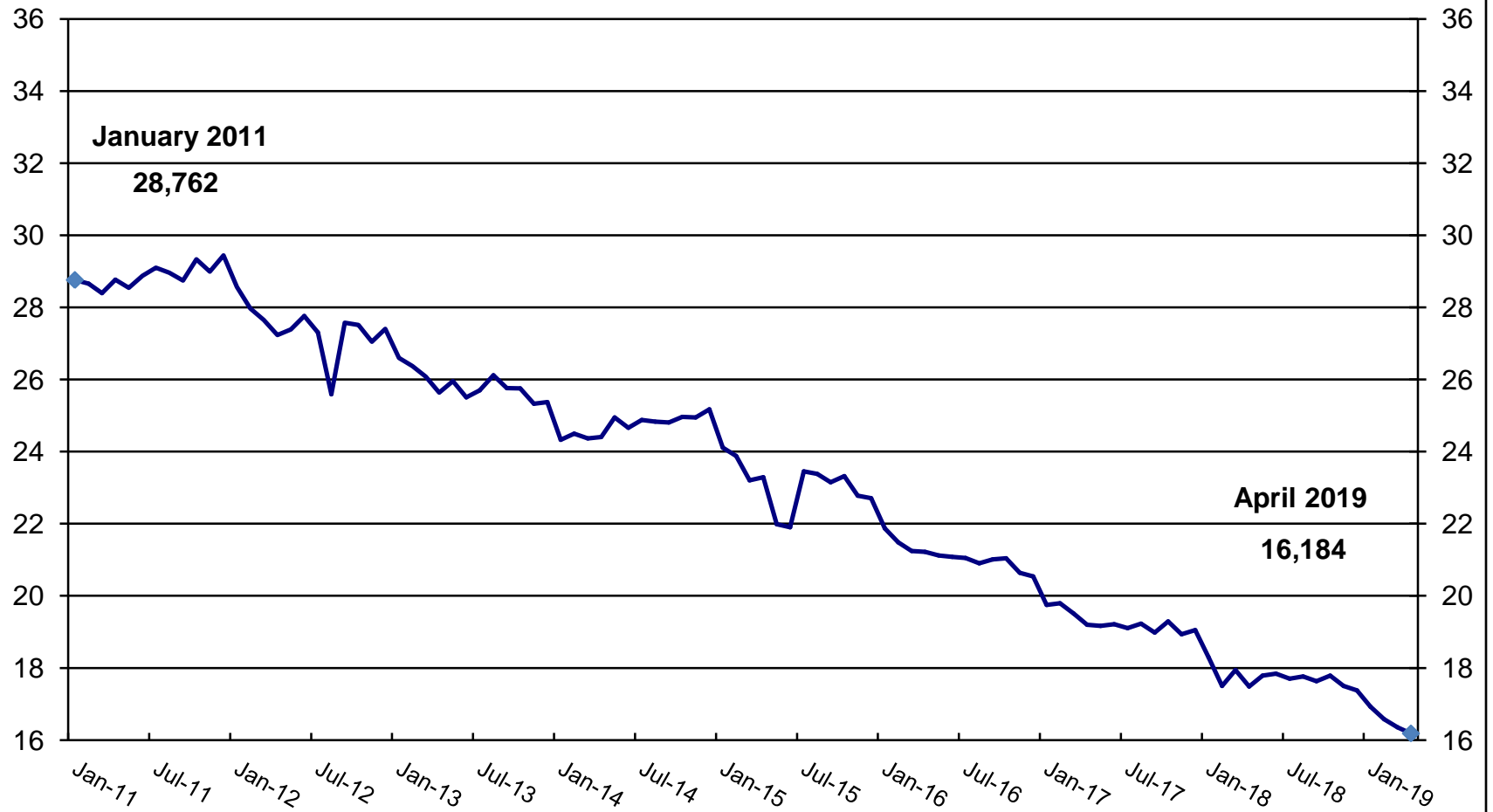


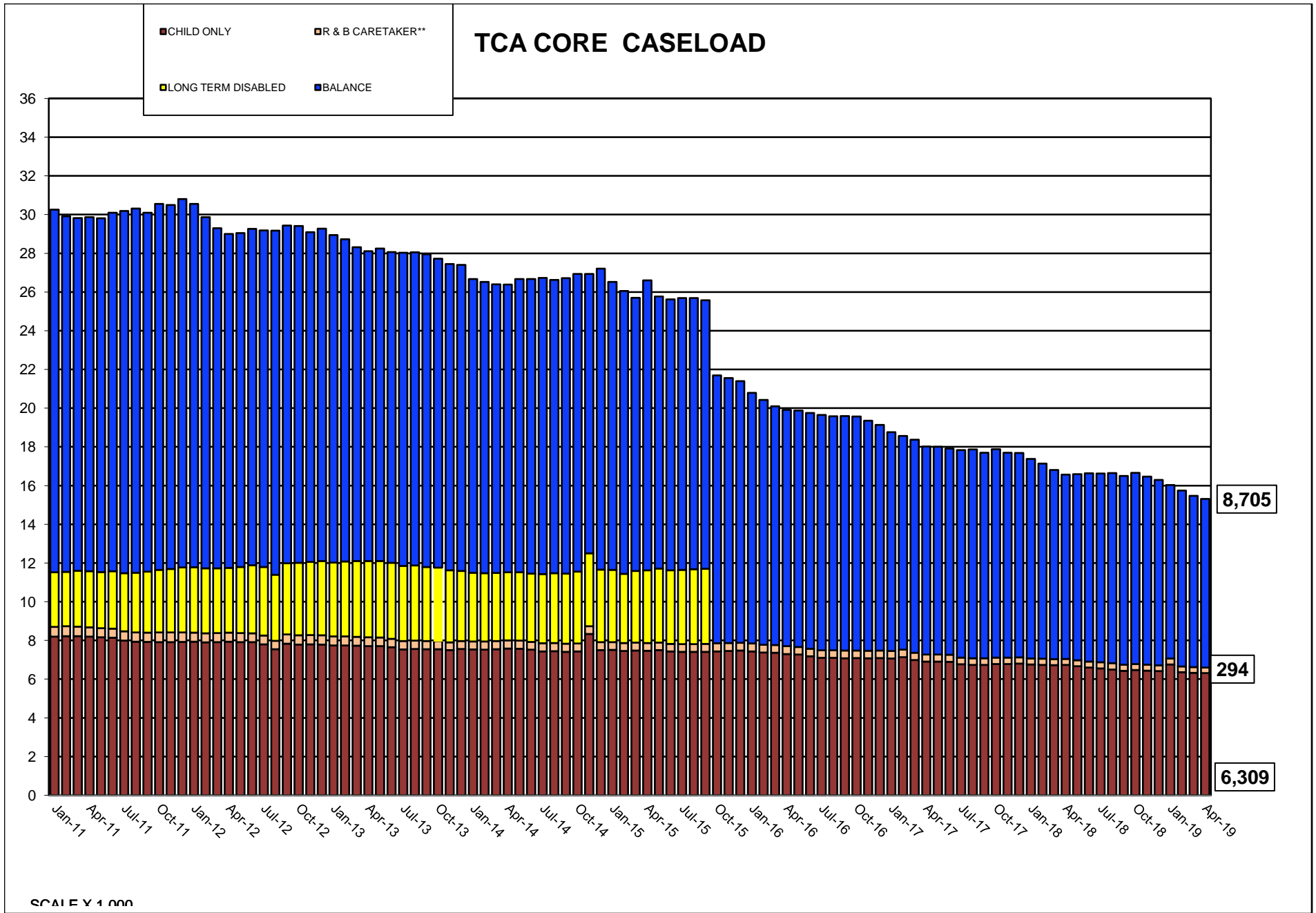
### Temporary Cash Assistance: Paid Cases, Paid Recipients (Adults & Children), & Net Expenditures

| <b>Net Expenditures</b> | 2018 July             | 2018 August           | 2018 September        | 2018 October          | 2018 November         | 2018 December         | 2019 January          | 2019 February         | 2019 March            | 2019 April            | 2019 May | 2019 June | <b>FY '19 Average</b> |
|-------------------------|-----------------------|-----------------------|-----------------------|-----------------------|-----------------------|-----------------------|-----------------------|-----------------------|-----------------------|-----------------------|----------|-----------|-----------------------|
| Allegany                | \$204,952.58          | \$208,346.31          | \$195,596.89          | \$204,583.19          | \$200,194.94          | \$196,499.26          | \$210,177.86          | \$210,088.14          | \$208,252.00          | \$216,070.24          |          |           | <b>\$205,476.14</b>   |
| Anne Arundel            | \$568,536.77          | \$574,830.92          | \$546,091.90          | \$615,139.34          | \$603,298.75          | \$591,984.66          | \$580,632.62          | \$574,093.20          | \$528,049.62          | \$533,047.87          |          |           | <b>\$571,570.57</b>   |
| Baltimore Co.           | \$1,157,728.90        | \$1,130,181.85        | \$1,144,713.32        | \$1,239,404.33        | \$1,195,568.28        | \$1,192,015.91        | \$1,140,728.50        | \$1,131,772.38        | \$1,135,530.79        | \$1,133,650.79        |          |           | <b>\$1,160,129.51</b> |
| Calvert                 | \$38,366.94           | \$44,185.92           | \$33,126.64           | \$42,824.82           | \$46,554.88           | \$51,244.88           | \$45,934.94           | \$44,392.94           | \$40,541.57           | \$36,372.76           |          |           | <b>\$42,354.63</b>    |
| Caroline                | \$65,036.84           | \$65,358.46           | \$63,611.34           | \$71,135.60           | \$66,062.54           | \$67,523.58           | \$66,233.20           | \$61,471.20           | \$54,449.50           | \$51,337.60           |          |           | <b>\$63,221.99</b>    |
| Carroll                 | \$73,999.71           | \$71,005.94           | \$64,249.08           | \$80,473.00           | \$76,360.00           | \$70,811.88           | \$68,601.26           | \$66,433.00           | \$68,581.63           | \$71,044.74           |          |           | <b>\$71,156.02</b>    |
| Cecil                   | \$196,808.93          | \$198,976.11          | \$199,382.18          | \$218,087.84          | \$221,585.94          | \$216,685.32          | \$216,529.57          | \$214,824.49          | \$214,743.91          | \$208,623.40          |          |           | <b>\$210,624.77</b>   |
| Charles                 | \$161,292.97          | \$156,555.35          | \$156,904.53          | \$170,690.00          | \$167,458.00          | \$167,911.80          | \$169,369.88          | \$160,953.94          | \$163,924.85          | \$168,844.53          |          |           | <b>\$164,390.59</b>   |
| Dorchester              | \$71,059.46           | \$73,611.93           | \$68,972.87           | \$85,860.68           | \$84,290.79           | \$84,863.96           | \$80,208.57           | \$79,989.57           | \$77,278.47           | \$78,429.34           |          |           | <b>\$78,456.56</b>    |
| Frederick               | \$160,029.47          | \$170,894.39          | \$165,750.09          | \$182,574.26          | \$181,022.34          | \$177,640.56          | \$172,736.70          | \$167,836.33          | \$161,206.37          | \$158,177.64          |          |           | <b>\$169,786.82</b>   |
| Garrett                 | \$25,347.40           | \$23,692.57           | \$26,203.97           | \$27,664.00           | \$30,732.00           | \$33,007.00           | \$36,065.00           | \$36,480.26           | \$40,661.26           | \$37,476.26           |          |           | <b>\$31,732.97</b>    |
| Harford                 | \$250,405.83          | \$243,958.41          | \$233,260.13          | \$266,063.42          | \$252,154.69          | \$252,572.80          | \$254,009.22          | \$262,864.53          | \$251,949.55          | \$242,698.60          |          |           | <b>\$250,993.72</b>   |
| Howard                  | \$159,806.15          | \$162,663.71          | \$165,006.25          | \$188,072.60          | \$190,669.60          | \$187,223.64          | \$194,151.34          | \$189,313.78          | \$190,566.00          | \$179,761.94          |          |           | <b>\$180,723.50</b>   |
| Kent                    | \$32,427.86           | \$31,510.00           | \$33,238.93           | \$35,219.00           | \$36,236.00           | \$37,490.00           | \$36,005.00           | \$37,786.00           | \$37,042.41           | \$37,562.86           |          |           | <b>\$35,451.81</b>    |
| Montgomery              | \$515,707.63          | \$501,845.57          | \$482,102.10          | \$523,261.56          | \$498,954.60          | \$514,137.40          | \$504,458.94          | \$498,184.69          | \$499,727.67          | \$480,211.13          |          |           | <b>\$501,859.13</b>   |
| Prince George's         | \$807,638.23          | \$793,400.60          | \$766,517.53          | \$834,505.63          | \$827,997.35          | \$792,021.86          | \$773,394.82          | \$768,587.17          | \$732,024.75          | \$688,661.80          |          |           | <b>\$778,474.97</b>   |
| Queen Anne's            | \$26,900.81           | \$29,006.94           | \$28,445.26           | \$32,243.94           | \$31,526.00           | \$29,207.54           | \$28,652.00           | \$28,175.00           | \$32,007.00           | \$31,837.64           |          |           | <b>\$29,800.21</b>    |
| St. Mary's              | \$219,082.59          | \$225,894.44          | \$214,171.36          | \$236,644.99          | \$234,142.58          | \$247,180.49          | \$245,849.90          | \$236,952.37          | \$228,366.69          | \$226,857.65          |          |           | <b>\$231,514.31</b>   |
| Somerset                | \$81,222.05           | \$78,113.94           | \$83,124.10           | \$93,103.52           | \$94,506.52           | \$92,866.86           | \$97,228.86           | \$99,201.86           | \$95,421.64           | \$99,648.36           |          |           | <b>\$91,443.77</b>    |
| Talbot                  | \$40,749.23           | \$39,228.00           | \$39,029.92           | \$39,815.26           | \$40,890.26           | \$41,792.96           | \$41,366.00           | \$40,365.00           | \$43,507.57           | \$45,200.75           |          |           | <b>\$41,194.50</b>    |
| Washington              | \$334,083.55          | \$335,934.39          | \$353,420.18          | \$378,231.50          | \$370,801.45          | \$383,155.03          | \$378,460.63          | \$371,079.22          | \$356,208.96          | \$364,430.65          |          |           | <b>\$362,580.56</b>   |
| Wicomico                | \$246,688.04          | \$246,543.18          | \$236,882.98          | \$265,789.40          | \$265,944.19          | \$280,725.62          | \$267,542.04          | \$258,140.54          | \$253,237.96          | \$245,575.05          |          |           | <b>\$256,706.90</b>   |
| Worcester               | \$44,021.55           | \$40,816.11           | \$44,657.36           | \$45,924.26           | \$48,496.26           | \$54,630.16           | \$51,322.26           | \$45,033.55           | \$50,681.26           | \$50,579.82           |          |           | <b>\$47,616.26</b>    |
| Baltimore City          | \$3,674,318.83        | \$3,692,831.81        | \$3,626,160.96        | \$3,799,145.87        | \$3,733,726.56        | \$3,657,245.80        | \$3,538,320.13        | \$3,436,483.08        | \$3,368,182.83        | \$3,298,613.80        |          |           | <b>\$3,582,502.97</b> |
| <b>State Totals</b>     | <b>\$9,156,212.32</b> | <b>\$9,139,386.85</b> | <b>\$8,970,619.87</b> | <b>\$9,676,458.01</b> | <b>\$9,499,174.52</b> | <b>\$9,420,438.97</b> | <b>\$9,197,979.24</b> | <b>\$9,020,502.24</b> | <b>\$8,832,144.26</b> | <b>\$8,684,715.22</b> |          |           | <b>\$9,159,763.15</b> |

\*DHS reports local statistics based on preliminary data. State totals for recipients/expenditures are later revised in bold & highlighted in yellow when final data is available.

# TCA CASES





\*\* Room and Board Schedule Cases with Non-Parent Caretakers

### Food Supplement Program: Applications Received, Applications Approved, & Applications Not Approved

| <b>Applications Received</b> | 2018<br>July  | 2018<br>August | 2018<br>September | 2018<br>October | 2018<br>November | 2018<br>December | 2019<br>January | 2019<br>February | 2019<br>March | 2019<br>April | 2019<br>May | 2019<br>June | <b>FY '19<br/>Average</b> |
|------------------------------|---------------|----------------|-------------------|-----------------|------------------|------------------|-----------------|------------------|---------------|---------------|-------------|--------------|---------------------------|
| Allegany                     | 499           | 549            | 453               | 458             | 444              | 434              | 573             | 257              | 407           | 463           |             |              | <b>454</b>                |
| Anne Arundel                 | 1,959         | 2,019          | 1,721             | 2,081           | 1,757            | 1,639            | 2,477           | 1,474            | 1,771         | 1,865         |             |              | <b>1,876</b>              |
| Baltimore Co.                | 4,271         | 4,475          | 3,940             | 4,350           | 3,868            | 3,458            | 4,364           | 2,879            | 3,740         | 4,073         |             |              | <b>3,942</b>              |
| Calvert                      | 253           | 257            | 247               | 285             | 210              | 189              | 251             | 167              | 214           | 216           |             |              | <b>229</b>                |
| Caroline                     | 183           | 183            | 163               | 207             | 157              | 129              | 179             | 107              | 128           | 133           |             |              | <b>157</b>                |
| Carroll                      | 397           | 404            | 334               | 373             | 321              | 325              | 401             | 252              | 302           | 328           |             |              | <b>344</b>                |
| Cecil                        | 635           | 629            | 585               | 652             | 506              | 446              | 588             | 416              | 504           | 528           |             |              | <b>549</b>                |
| Charles                      | 626           | 666            | 621               | 682             | 601              | 517              | 878             | 431              | 521           | 585           |             |              | <b>613</b>                |
| Dorchester                   | 271           | 254            | 260               | 312             | 242              | 249              | 269             | 172              | 252           | 269           |             |              | <b>255</b>                |
| Frederick                    | 689           | 762            | 700               | 740             | 638              | 572              | 752             | 479              | 645           | 612           |             |              | <b>659</b>                |
| Garrett                      | 97            | 114            | 103               | 130             | 119              | 99               | 123             | 59               | 88            | 83            |             |              | <b>102</b>                |
| Harford                      | 969           | 966            | 845               | 957             | 774              | 746              | 1,036           | 594              | 820           | 934           |             |              | <b>864</b>                |
| Howard                       | 591           | 707            | 581               | 653             | 573              | 523              | 729             | 455              | 628           | 862           |             |              | <b>630</b>                |
| Kent                         | 78            | 92             | 98                | 85              | 90               | 69               | 98              | 59               | 90            | 88            |             |              | <b>85</b>                 |
| Montgomery                   | 2,024         | 1,974          | 1,814             | 2,067           | 1,824            | 1,510            | 2,029           | 1,584            | 1,848         | 1,869         |             |              | <b>1,854</b>              |
| Prince George's              | 4,507         | 4,475          | 4,157             | 4,623           | 3,685            | 3,633            | 5,278           | 3,174            | 3,731         | 3,905         |             |              | <b>4,117</b>              |
| Queen Anne's                 | 173           | 144            | 120               | 143             | 124              | 104              | 157             | 89               | 112           | 119           |             |              | <b>129</b>                |
| St. Mary's                   | 455           | 480            | 442               | 511             | 441              | 378              | 504             | 258              | 408           | 440           |             |              | <b>432</b>                |
| Somerset                     | 164           | 209            | 190               | 239             | 177              | 167              | 242             | 121              | 209           | 190           |             |              | <b>191</b>                |
| Talbot                       | 125           | 136            | 108               | 121             | 122              | 99               | 136             | 85               | 109           | 107           |             |              | <b>115</b>                |
| Washington                   | 876           | 934            | 790               | 858             | 787              | 761              | 883             | 604              | 757           | 791           |             |              | <b>804</b>                |
| Wicomico                     | 850           | 854            | 791               | 864             | 762              | 668              | 716             | 488              | 649           | 714           |             |              | <b>736</b>                |
| Worcester                    | 206           | 258            | 234               | 303             | 292              | 251              | 231             | 131              | 185           | 187           |             |              | <b>228</b>                |
| Baltimore City               | 8,610         | 8,466          | 7,468             | 8,543           | 7,340            | 6,784            | 8,634           | 5,132            | 7,416         | 7,753         |             |              | <b>7,615</b>              |
| <b>State Totals</b>          | <b>29,508</b> | <b>30,007</b>  | <b>26,765</b>     | <b>30,237</b>   | <b>25,854</b>    | <b>23,750</b>    | <b>31,528</b>   | <b>19,467</b>    | <b>25,534</b> | <b>27,114</b> |             |              | <b>26,976</b>             |

**Food Supplement Program: Applications Received, Applications Approved, & Applications Not Approved**

| <b>Applications Approved</b> | 2018<br>July | 2018<br>August | 2018<br>September | 2018<br>October | 2018<br>November | 2018<br>December | 2019<br>January | 2019<br>February | 2019<br>March | 2019<br>April | 2019<br>May | 2019<br>June | <b>FY '19<br/>Average</b> |
|------------------------------|--------------|----------------|-------------------|-----------------|------------------|------------------|-----------------|------------------|---------------|---------------|-------------|--------------|---------------------------|
| Allegany                     | 450          | 467            | 387               | 422             | 386              | 373              | 570             | 229              | 378           | 413           |             |              | <b>408</b>                |
| Anne Arundel                 | 1,471        | 1,624          | 1,324             | 1,621           | 1,513            | 1,417            | 2,154           | 1,195            | 1,499         | 1,499         |             |              | <b>1,532</b>              |
| Baltimore Co.                | 3,133        | 3,453          | 2,920             | 3,347           | 2,885            | 2,620            | 3,614           | 2,160            | 2,911         | 2,973         |             |              | <b>3,002</b>              |
| Calvert                      | 170          | 193            | 190               | 207             | 187              | 157              | 244             | 138              | 179           | 195           |             |              | <b>186</b>                |
| Caroline                     | 133          | 144            | 131               | 178             | 171              | 103              | 158             | 108              | 116           | 121           |             |              | <b>136</b>                |
| Carroll                      | 299          | 323            | 253               | 276             | 282              | 260              | 348             | 187              | 250           | 245           |             |              | <b>272</b>                |
| Cecil                        | 499          | 552            | 451               | 603             | 466              | 376              | 504             | 337              | 464           | 461           |             |              | <b>471</b>                |
| Charles                      | 481          | 490            | 470               | 466             | 452              | 356              | 603             | 366              | 382           | 421           |             |              | <b>449</b>                |
| Dorchester                   | 252          | 252            | 231               | 290             | 207              | 226              | 261             | 158              | 213           | 244           |             |              | <b>233</b>                |
| Frederick                    | 507          | 591            | 539               | 562             | 508              | 460              | 582             | 365              | 525           | 491           |             |              | <b>513</b>                |
| Garrett                      | 84           | 93             | 88                | 100             | 103              | 91               | 103             | 57               | 72            | 70            |             |              | <b>86</b>                 |
| Harford                      | 755          | 780            | 702               | 749             | 606              | 587              | 900             | 490              | 628           | 715           |             |              | <b>691</b>                |
| Howard                       | 452          | 566            | 472               | 604             | 520              | 414              | 604             | 419              | 522           | 729           |             |              | <b>530</b>                |
| Kent                         | 74           | 76             | 80                | 69              | 85               | 63               | 85              | 43               | 91            | 81            |             |              | <b>75</b>                 |
| Montgomery                   | 1,530        | 1,524          | 1,329             | 1,509           | 1,494            | 1,217            | 1,609           | 1,196            | 1,373         | 1,492         |             |              | <b>1,427</b>              |
| Prince George's              | 2,874        | 3,144          | 2,617             | 2,950           | 2,726            | 2,313            | 4,076           | 2,195            | 2,571         | 2,745         |             |              | <b>2,821</b>              |
| Queen Anne's                 | 154          | 118            | 98                | 124             | 112              | 100              | 156             | 76               | 104           | 107           |             |              | <b>115</b>                |
| St. Mary's                   | 398          | 378            | 347               | 385             | 374              | 310              | 507             | 220              | 333           | 378           |             |              | <b>363</b>                |
| Somerset                     | 141          | 181            | 182               | 177             | 154              | 145              | 222             | 109              | 194           | 157           |             |              | <b>166</b>                |
| Talbot                       | 113          | 116            | 92                | 100             | 106              | 100              | 126             | 73               | 97            | 92            |             |              | <b>102</b>                |
| Washington                   | 703          | 788            | 643               | 686             | 655              | 658              | 783             | 497              | 644           | 653           |             |              | <b>671</b>                |
| Wicomico                     | 682          | 685            | 658               | 713             | 654              | 550              | 581             | 389              | 515           | 557           |             |              | <b>598</b>                |
| Worcester                    | 154          | 173            | 193               | 204             | 267              | 237              | 222             | 98               | 162           | 151           |             |              | <b>186</b>                |
| Baltimore City               | 7,644        | 7,456          | 6,214             | 7,066           | 6,341            | 6,155            | 7,694           | 4,580            | 6,233         | 6,675         |             |              | <b>6,606</b>              |
| State Totals                 | 23,153       | 24,167         | 20,611            | 23,408          | 21,254           | 19,288           | 26,706          | 15,685           | 20,456        | 21,665        |             |              | <b>21,639</b>             |

\*January 2019 applications approved is higher due to February 2019 cases needing to be approved in January 2019 due to the Federal Government shutdown mandate.

### Food Supplement Program: Applications Received, Applications Approved, & Applications Not Approved

| <b>Applications<br/>Not Approved</b> | 2018<br>July | 2018<br>August | 2018<br>September | 2018<br>October | 2018<br>November | 2018<br>December | 2019<br>January | 2019<br>February | 2019<br>March | 2019<br>April | 2019<br>May | 2019<br>June | <b>FY '19<br/>Average</b> |
|--------------------------------------|--------------|----------------|-------------------|-----------------|------------------|------------------|-----------------|------------------|---------------|---------------|-------------|--------------|---------------------------|
| Allegany                             | 87           | 103            | 93                | 99              | 76               | 91               | 83              | 35               | 60            | 70            |             |              | <b>80</b>                 |
| Anne Arundel                         | 533          | 607            | 531               | 573             | 524              | 483              | 444             | 422              | 327           | 381           |             |              | <b>483</b>                |
| Baltimore Co.                        | 1,195        | 1,277          | 1,202             | 1,357           | 1,280            | 1,286            | 1,296           | 858              | 1,141         | 1,008         |             |              | <b>1,190</b>              |
| Calvert                              | 64           | 81             | 67                | 72              | 89               | 66               | 49              | 40               | 39            | 35            |             |              | <b>60</b>                 |
| Caroline                             | 46           | 37             | 45                | 46              | 37               | 32               | 33              | 30               | 26            | 16            |             |              | <b>35</b>                 |
| Carroll                              | 101          | 107            | 99                | 114             | 107              | 93               | 92              | 70               | 70            | 84            |             |              | <b>94</b>                 |
| Cecil                                | 118          | 147            | 137               | 155             | 113              | 128              | 151             | 106              | 109           | 114           |             |              | <b>128</b>                |
| Charles                              | 223          | 244            | 200               | 310             | 227              | 242              | 257             | 287              | 168           | 175           |             |              | <b>233</b>                |
| Dorchester                           | 44           | 61             | 51                | 40              | 38               | 34               | 60              | 26               | 35            | 33            |             |              | <b>42</b>                 |
| Frederick                            | 153          | 186            | 201               | 203             | 205              | 174              | 163             | 148              | 156           | 142           |             |              | <b>173</b>                |
| Garrett                              | 20           | 34             | 22                | 25              | 33               | 29               | 27              | 17               | 21            | 18            |             |              | <b>25</b>                 |
| Harford                              | 239          | 253            | 257               | 246             | 230              | 223              | 221             | 171              | 179           | 198           |             |              | <b>222</b>                |
| Howard                               | 163          | 227            | 180               | 196             | 187              | 130              | 170             | 131              | 193           | 136           |             |              | <b>171</b>                |
| Kent                                 | 12           | 9              | 16                | 15              | 20               | 13               | 14              | 8                | 17            | 11            |             |              | <b>14</b>                 |
| Montgomery                           | 679          | 622            | 596               | 717             | 715              | 586              | 617             | 462              | 564           | 606           |             |              | <b>616</b>                |
| Prince George's                      | 1,470        | 1,540          | 1,565             | 1,803           | 1,784            | 1,690            | 1,941           | 1,486            | 1,465         | 1,297         |             |              | <b>1,604</b>              |
| Queen Anne's                         | 20           | 24             | 30                | 34              | 26               | 24               | 28              | 10               | 20            | 13            |             |              | <b>23</b>                 |
| St. Mary's                           | 120          | 123            | 109               | 150             | 141              | 127              | 128             | 79               | 71            | 91            |             |              | <b>114</b>                |
| Somerset                             | 30           | 43             | 22                | 44              | 55               | 39               | 49              | 24               | 26            | 25            |             |              | <b>36</b>                 |
| Talbot                               | 22           | 30             | 23                | 23              | 15               | 18               | 21              | 14               | 19            | 21            |             |              | <b>21</b>                 |
| Washington                           | 225          | 247            | 207               | 256             | 244              | 217              | 207             | 154              | 167           | 184           |             |              | <b>211</b>                |
| Wicomico                             | 154          | 193            | 177               | 219             | 178              | 190              | 167             | 158              | 128           | 175           |             |              | <b>174</b>                |
| Worcester                            | 44           | 70             | 65                | 72              | 93               | 56               | 46              | 42               | 41            | 35            |             |              | <b>56</b>                 |
| Baltimore City                       | 1,705        | 1,768          | 1,614             | 1,704           | 1,767            | 1,748            | 1,779           | 1,277            | 1,417         | 1,322         |             |              | <b>1,610</b>              |
| <b>State Totals</b>                  | <b>7,467</b> | <b>8,033</b>   | <b>7,509</b>      | <b>8,473</b>    | <b>8,184</b>     | <b>7,719</b>     | <b>8,043</b>    | <b>6,055</b>     | <b>6,459</b>  | <b>6,190</b>  |             |              | <b>7,413</b>              |

## Food Supplement Program: Cases, Participants, & Issuances

| <b>FSP Cases</b>    | 2018<br>July   | 2018<br>August | 2018<br>September | 2018<br>October | 2018<br>November | 2018<br>December | 2019<br>January | 2019<br>February | 2019<br>March  | 2019<br>April  | 2019<br>May | 2019<br>June | <b>FY '19<br/>Average</b> |
|---------------------|----------------|----------------|-------------------|-----------------|------------------|------------------|-----------------|------------------|----------------|----------------|-------------|--------------|---------------------------|
| Allegany            | 7,652          | 7,735          | 7,753             | 7,795           | 7,799            | 7,749            | 7,816           | 7,799            | 7,744          | 7,753          |             |              | <b>7,760</b>              |
| Anne Arundel        | 18,081         | 18,285         | 18,175            | 18,244          | 18,128           | 18,013           | 18,145          | 17,983           | 17,919         | 17,717         |             |              | <b>18,069</b>             |
| Baltimore Co.       | 46,454         | 46,872         | 46,848            | 47,039          | 46,666           | 46,156           | 46,475          | 46,256           | 46,313         | 46,053         |             |              | <b>46,513</b>             |
| Calvert             | 3,095          | 3,126          | 3,135             | 3,166           | 3,193            | 3,179            | 3,199           | 3,219            | 3,231          | 3,254          |             |              | <b>3,180</b>              |
| Caroline            | 2,958          | 2,968          | 2,940             | 2,985           | 3,034            | 3,010            | 2,999           | 2,987            | 2,950          | 2,897          |             |              | <b>2,973</b>              |
| Carroll             | 5,111          | 5,084          | 5,041             | 5,061           | 5,031            | 4,989            | 4,952           | 4,894            | 4,846          | 4,804          |             |              | <b>4,981</b>              |
| Cecil               | 6,507          | 6,509          | 6,451             | 6,617           | 6,637            | 6,622            | 6,570           | 6,490            | 6,457          | 6,404          |             |              | <b>6,526</b>              |
| Charles             | 7,240          | 7,322          | 7,373             | 7,371           | 7,294            | 7,224            | 7,326           | 7,332            | 7,294          | 7,180          |             |              | <b>7,296</b>              |
| Dorchester          | 4,144          | 4,169          | 4,162             | 4,210           | 4,161            | 4,164            | 4,187           | 4,162            | 4,129          | 4,102          |             |              | <b>4,159</b>              |
| Frederick           | 8,220          | 8,292          | 8,270             | 8,303           | 8,267            | 8,189            | 8,141           | 8,100            | 8,049          | 8,040          |             |              | <b>8,187</b>              |
| Garrett             | 2,023          | 2,020          | 2,027             | 2,024           | 2,050            | 2,053            | 2,078           | 2,079            | 2,073          | 2,063          |             |              | <b>2,049</b>              |
| Harford             | 10,077         | 10,245         | 10,277            | 10,340          | 10,206           | 10,145           | 10,164          | 10,186           | 10,137         | 10,106         |             |              | <b>10,188</b>             |
| Howard              | 7,857          | 7,941          | 7,975             | 8,078           | 8,161            | 8,132            | 8,192           | 8,192            | 8,158          | 8,189          |             |              | <b>8,088</b>              |
| Kent                | 1,456          | 1,465          | 1,476             | 1,465           | 1,458            | 1,452            | 1,457           | 1,464            | 1,448          | 1,460          |             |              | <b>1,460</b>              |
| Montgomery          | 30,454         | 30,402         | 30,279            | 30,316          | 30,198           | 29,939           | 29,824          | 29,743           | 29,548         | 29,450         |             |              | <b>30,015</b>             |
| Prince George's     | 41,887         | 42,204         | 41,828            | 41,855          | 41,600           | 41,020           | 41,714          | 41,393           | 40,867         | 40,743         |             |              | <b>41,511</b>             |
| Queen Anne's        | 1,871          | 1,854          | 1,839             | 1,854           | 1,841            | 1,843            | 1,868           | 1,864            | 1,856          | 1,854          |             |              | <b>1,854</b>              |
| St. Mary's          | 5,897          | 5,874          | 5,832             | 5,825           | 5,772            | 5,727            | 5,869           | 5,884            | 5,822          | 5,762          |             |              | <b>5,826</b>              |
| Somerset            | 2,713          | 2,720          | 2,737             | 2,739           | 2,733            | 2,735            | 2,764           | 2,766            | 2,747          | 2,732          |             |              | <b>2,739</b>              |
| Talbot              | 2,277          | 2,290          | 2,293             | 2,292           | 2,327            | 2,323            | 2,313           | 2,325            | 2,334          | 2,327          |             |              | <b>2,310</b>              |
| Washington          | 11,298         | 11,356         | 11,269            | 11,260          | 11,187           | 11,196           | 11,308          | 11,277           | 11,294         | 11,231         |             |              | <b>11,268</b>             |
| Wicomico            | 9,045          | 9,050          | 9,017             | 9,065           | 9,069            | 9,070            | 9,039           | 8,984            | 8,866          | 8,799          |             |              | <b>9,000</b>              |
| Worcester           | 2,946          | 2,916          | 2,900             | 2,934           | 3,011            | 3,116            | 3,203           | 3,174            | 3,166          | 3,145          |             |              | <b>3,051</b>              |
| Baltimore City      | 100,148        | 101,317        | 100,958           | 100,971         | 100,141          | 98,997           | 98,292          | 97,201           | 96,505         | 96,081         |             |              | <b>99,061</b>             |
| <b>State Totals</b> | <b>339,411</b> | <b>342,016</b> | <b>340,855</b>    | <b>341,809</b>  | <b>339,964</b>   | <b>337,043</b>   | <b>337,895</b>  | <b>335,754</b>   | <b>333,753</b> | <b>332,146</b> |             |              | <b>338,065</b>            |

## Food Supplement Program: Cases, Participants, & Issuances

| <b>FSP<br/>Participants</b> | 2018<br>July | 2018<br>August | 2018<br>September | 2018<br>October | 2018<br>November | 2018<br>December | 2019<br>January | 2019<br>February | 2019<br>March | 2019<br>April | 2019<br>May | 2019<br>June | <b>FY '19<br/>Average</b> |
|-----------------------------|--------------|----------------|-------------------|-----------------|------------------|------------------|-----------------|------------------|---------------|---------------|-------------|--------------|---------------------------|
| Allegany                    | 13,823       | 13,975         | 14,004            | 14,075          | 14,029           | 13,916           | 14,102          | 14,086           | 13,923        | 13,884        |             |              | <b>13,982</b>             |
| Anne Arundel                | 34,489       | 35,047         | 34,817            | 34,883          | 34,675           | 34,309           | 34,401          | 33,990           | 33,665        | 33,177        |             |              | <b>34,345</b>             |
| Baltimore Co.               | 91,615       | 92,473         | 92,505            | 92,691          | 91,785           | 90,483           | 90,855          | 90,358           | 90,013        | 89,455        |             |              | <b>91,223</b>             |
| Calvert                     | 5,675        | 5,690          | 5,762             | 5,849           | 5,931            | 5,884            | 5,933           | 5,936            | 5,931         | 5,935         |             |              | <b>5,853</b>              |
| Caroline                    | 5,923        | 5,929          | 5,907             | 6,007           | 6,114            | 6,074            | 5,992           | 6,001            | 5,879         | 5,731         |             |              | <b>5,956</b>              |
| Carroll                     | 9,528        | 9,528          | 9,418             | 9,482           | 9,394            | 9,320            | 9,245           | 9,106            | 9,019         | 8,918         |             |              | <b>9,296</b>              |
| Cecil                       | 12,710       | 12,760         | 12,645            | 12,963          | 13,029           | 12,973           | 12,827          | 12,635           | 12,491        | 12,386        |             |              | <b>12,742</b>             |
| Charles                     | 14,599       | 14,793         | 14,967            | 14,886          | 14,752           | 14,565           | 14,744          | 14,720           | 14,541        | 14,321        |             |              | <b>14,689</b>             |
| Dorchester                  | 7,559        | 7,563          | 7,567             | 7,646           | 7,538            | 7,540            | 7,604           | 7,499            | 7,443         | 7,364         |             |              | <b>7,532</b>              |
| Frederick                   | 16,587       | 16,609         | 16,582            | 16,605          | 16,453           | 16,208           | 16,103          | 15,961           | 15,789        | 15,777        |             |              | <b>16,267</b>             |
| Garrett                     | 3,786        | 3,729          | 3,769             | 3,734           | 3,781            | 3,762            | 3,859           | 3,857            | 3,820         | 3,813         |             |              | <b>3,791</b>              |
| Harford                     | 19,399       | 19,760         | 19,821            | 20,011          | 19,699           | 19,560           | 19,527          | 19,578           | 19,408        | 19,347        |             |              | <b>19,611</b>             |
| Howard                      | 15,973       | 16,116         | 16,166            | 16,445          | 16,555           | 16,511           | 16,582          | 16,571           | 16,435        | 16,539        |             |              | <b>16,389</b>             |
| Kent                        | 2,643        | 2,631          | 2,653             | 2,623           | 2,582            | 2,582            | 2,596           | 2,638            | 2,599         | 2,619         |             |              | <b>2,617</b>              |
| Montgomery                  | 58,566       | 58,460         | 58,163            | 58,139          | 57,745           | 57,163           | 56,778          | 56,467           | 55,806        | 55,403        |             |              | <b>57,269</b>             |
| Prince George's             | 83,114       | 83,541         | 82,695            | 82,227          | 81,701           | 80,391           | 81,343          | 80,528           | 79,342        | 78,953        |             |              | <b>81,384</b>             |
| Queen Anne's                | 3,409        | 3,395          | 3,318             | 3,361           | 3,346            | 3,336            | 3,388           | 3,376            | 3,368         | 3,311         |             |              | <b>3,361</b>              |
| St. Mary's                  | 11,522       | 11,472         | 11,417            | 11,445          | 11,309           | 11,197           | 11,410          | 11,407           | 11,179        | 11,068        |             |              | <b>11,343</b>             |
| Somerset                    | 5,370        | 5,397          | 5,384             | 5,350           | 5,347            | 5,323            | 5,349           | 5,350            | 5,259         | 5,194         |             |              | <b>5,332</b>              |
| Talbot                      | 4,011        | 4,026          | 4,061             | 4,044           | 4,106            | 4,098            | 4,078           | 4,093            | 4,063         | 4,048         |             |              | <b>4,063</b>              |
| Washington                  | 22,286       | 22,303         | 22,155            | 22,048          | 21,860           | 21,777           | 21,926          | 21,815           | 21,773        | 21,686        |             |              | <b>21,963</b>             |
| Wicomico                    | 17,865       | 17,898         | 17,822            | 17,864          | 17,899           | 17,841           | 17,726          | 17,635           | 17,400        | 17,247        |             |              | <b>17,720</b>             |
| Worcester                   | 5,347        | 5,216          | 5,172             | 5,235           | 5,343            | 5,581            | 5,733           | 5,666            | 5,638         | 5,627         |             |              | <b>5,456</b>              |
| Baltimore City              | 169,299      | 171,256        | 170,705           | 170,353         | 168,682          | 166,344          | 164,901         | 163,021          | 161,531       | 160,778       |             |              | <b>166,687</b>            |
| State Totals                | 635,098      | 639,567        | 637,475           | 637,966         | 633,655          | 626,738          | 627,002         | 622,294          | 616,315       | 612,581       |             |              | <b>628,869</b>            |



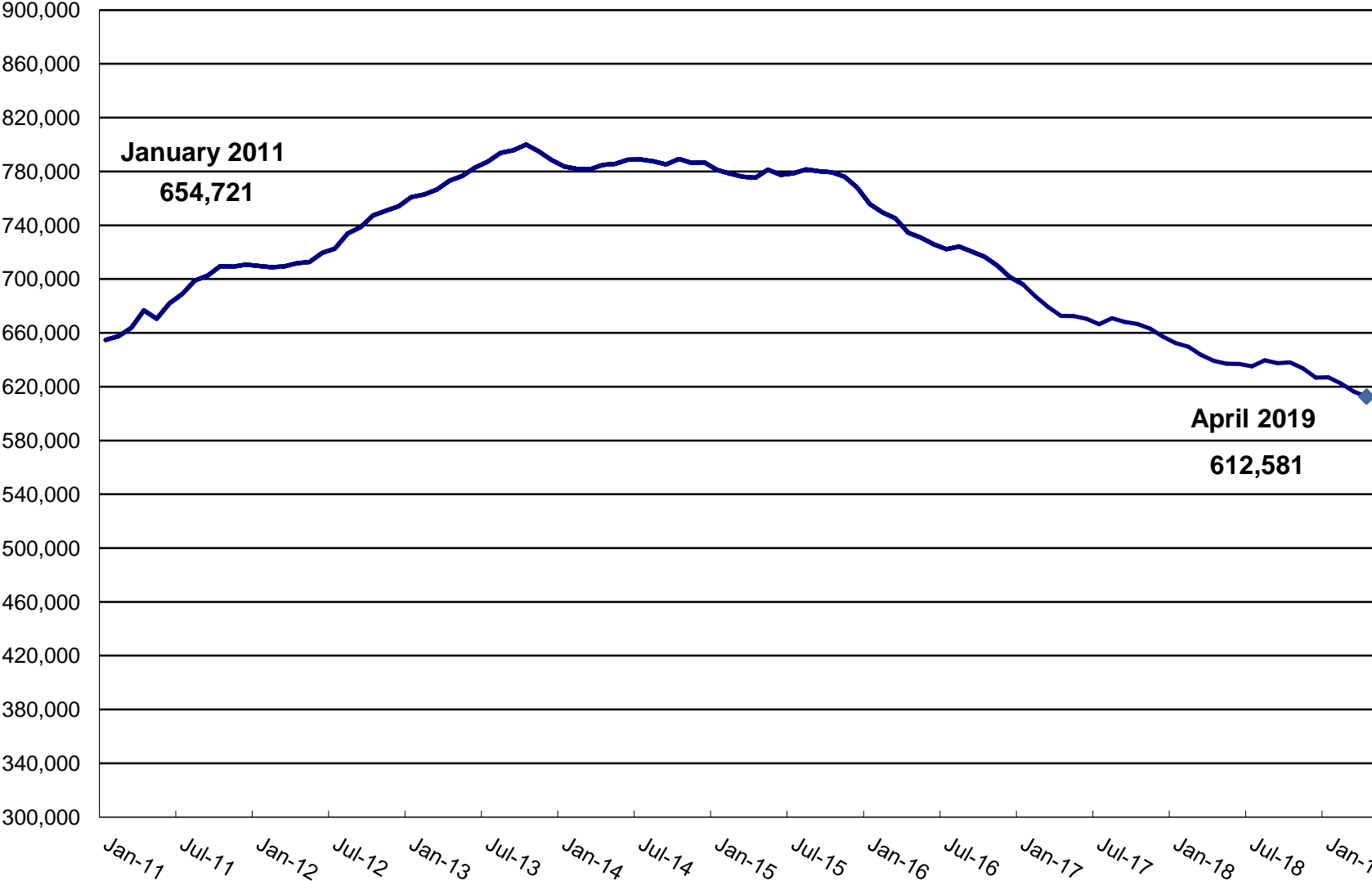
## Food Supplement Program: Cases, Participants, & Issuances

| <b>Net Expenditures</b> | 2018<br>July       | 2018<br>August     | 2018<br>September  | 2018<br>October    | 2018<br>November   | 2018<br>December   | 2019<br>January    | 2019<br>February   | 2019<br>March      | 2019<br>April      | 2019<br>May | 2019<br>June | <b>FY '19<br/>Average</b> |
|-------------------------|--------------------|--------------------|--------------------|--------------------|--------------------|--------------------|--------------------|--------------------|--------------------|--------------------|-------------|--------------|---------------------------|
| Allegany                | \$1,466.42         | \$1,484.38         | \$1,494.01         | \$1,501.26         | \$1,490.83         | \$1,476.16         | \$1,469.96         | \$1,484.18         | \$1,463.43         | \$1,455.69         |             |              | <b>\$1,478.63</b>         |
| Anne Arundel            | \$3,962.90         | \$4,021.22         | \$4,013.46         | \$4,020.14         | \$3,985.07         | \$3,939.58         | \$3,871.76         | \$3,898.21         | \$3,859.71         | \$3,821.19         |             |              | <b>\$3,939.32</b>         |
| Baltimore Co.           | \$10,723.04        | \$10,801.72        | \$10,825.33        | \$10,911.99        | \$10,766.95        | \$10,594.15        | \$10,460.21        | \$10,516.35        | \$10,457.80        | \$10,405.74        |             |              | <b>\$10,646.33</b>        |
| Calvert                 | \$623.03           | \$624.31           | \$628.88           | \$653.90           | \$655.46           | \$653.55           | \$648.93           | \$661.00           | \$667.52           | \$664.59           |             |              | <b>\$648.12</b>           |
| Caroline                | \$679.29           | \$677.72           | \$672.95           | \$686.56           | \$689.02           | \$684.84           | \$666.84           | \$664.16           | \$658.34           | \$640.01           |             |              | <b>\$671.97</b>           |
| Carroll                 | \$1,077.45         | \$1,083.80         | \$1,080.70         | \$1,087.15         | \$1,071.88         | \$1,056.40         | \$1,027.32         | \$1,021.82         | \$1,016.53         | \$999.69           |             |              | <b>\$1,052.27</b>         |
| Cecil                   | \$1,467.48         | \$1,473.05         | \$1,466.70         | \$1,502.52         | \$1,504.81         | \$1,506.04         | \$1,454.82         | \$1,445.56         | \$1,433.84         | \$1,422.88         |             |              | <b>\$1,467.77</b>         |
| Charles                 | \$1,723.05         | \$1,747.33         | \$1,765.16         | \$1,764.51         | \$1,738.75         | \$1,717.79         | \$1,697.71         | \$1,722.47         | \$1,703.32         | \$1,665.54         |             |              | <b>\$1,724.56</b>         |
| Dorchester              | \$836.40           | \$834.68           | \$832.87           | \$848.33           | \$839.37           | \$841.83           | \$831.30           | \$833.87           | \$830.63           | \$817.90           |             |              | <b>\$834.72</b>           |
| Frederick               | \$1,867.30         | \$1,854.18         | \$1,852.80         | \$1,875.25         | \$1,857.54         | \$1,835.56         | \$1,786.05         | \$1,792.17         | \$1,769.82         | \$1,762.75         |             |              | <b>\$1,825.34</b>         |
| Garrett                 | \$343.08           | \$335.43           | \$340.58           | \$341.15           | \$349.46           | \$352.48           | \$353.02           | \$356.31           | \$352.77           | \$348.54           |             |              | <b>\$347.28</b>           |
| Harford                 | \$2,219.60         | \$2,273.39         | \$2,283.91         | \$2,322.52         | \$2,275.09         | \$2,235.64         | \$2,176.43         | \$2,221.38         | \$2,204.67         | \$2,193.73         |             |              | <b>\$2,240.63</b>         |
| Howard                  | \$1,883.67         | \$1,902.84         | \$1,934.22         | \$1,965.36         | \$1,991.50         | \$1,991.74         | \$1,959.74         | \$1,975.69         | \$1,944.72         | \$1,957.70         |             |              | <b>\$1,950.72</b>         |
| Kent                    | \$286.08           | \$290.01           | \$290.19           | \$294.68           | \$286.57           | \$289.91           | \$282.06           | \$287.65           | \$283.79           | \$283.82           |             |              | <b>\$287.48</b>           |
| Montgomery              | \$6,374.09         | \$6,377.63         | \$6,331.32         | \$6,362.07         | \$6,284.42         | \$6,214.04         | \$6,023.73         | \$6,042.45         | \$5,997.95         | \$5,933.96         |             |              | <b>\$6,194.17</b>         |
| Prince George's         | \$10,217.42        | \$10,307.19        | \$10,234.08        | \$10,271.85        | \$10,175.16        | \$10,012.28        | \$9,945.92         | \$9,982.39         | \$9,827.25         | \$9,802.11         |             |              | <b>\$10,077.56</b>        |
| Queen Anne's            | \$385.89           | \$385.98           | \$380.11           | \$388.39           | \$385.90           | \$386.81           | \$382.07           | \$386.32           | \$386.54           | \$378.98           |             |              | <b>\$384.70</b>           |
| St. Mary's              | \$1,290.34         | \$1,289.62         | \$1,282.58         | \$1,285.50         | \$1,255.97         | \$1,245.02         | \$1,260.86         | \$1,277.68         | \$1,251.45         | \$1,215.90         |             |              | <b>\$1,265.49</b>         |
| Somerset                | \$608.64           | \$610.35           | \$607.86           | \$606.00           | \$602.67           | \$605.10           | \$593.43           | \$596.36           | \$581.95           | \$576.21           |             |              | <b>\$598.86</b>           |
| Talbot                  | \$449.19           | \$451.24           | \$453.21           | \$447.08           | \$449.78           | \$453.94           | \$439.89           | \$447.41           | \$446.39           | \$443.93           |             |              | <b>\$448.21</b>           |
| Washington              | \$2,520.07         | \$2,522.02         | \$2,500.13         | \$2,492.97         | \$2,458.34         | \$2,441.59         | \$2,418.24         | \$2,425.04         | \$2,432.36         | \$2,401.46         |             |              | <b>\$2,461.22</b>         |
| Wicomico                | \$1,991.57         | \$1,989.08         | \$1,977.03         | \$1,981.89         | \$1,972.13         | \$1,964.07         | \$1,925.32         | \$1,922.73         | \$1,899.86         | \$1,884.50         |             |              | <b>\$1,950.82</b>         |
| Worcester               | \$560.63           | \$545.20           | \$529.74           | \$543.38           | \$549.14           | \$590.86           | \$599.19           | \$597.49           | \$600.79           | \$591.81           |             |              | <b>\$570.82</b>           |
| Baltimore City          | \$21,311.94        | \$21,639.80        | \$21,540.41        | \$21,549.16        | \$21,312.12        | \$20,952.33        | \$20,294.28        | \$20,336.84        | \$20,052.80        | \$19,950.95        |             |              | <b>\$20,894.06</b>        |
| <b>State Totals*</b>    | <b>\$74,868.58</b> | <b>\$75,522.17</b> | <b>\$75,318.21</b> | <b>\$75,703.59</b> | <b>\$74,947.88</b> | <b>\$74,041.71</b> | <b>\$72,569.08</b> | <b>\$72,895.52</b> | <b>\$72,124.20</b> | <b>\$71,619.57</b> |             |              | <b>\$73,961.05</b>        |

\*DHS reports local statistics based on preliminary data. State totals for recipients/expenditures are later revised in bold & highlighted in yellow when final data is available.

[ DATA: x \$1,000 ]

# TOTAL FSP PARTICIPANTS



## Temporary Disability Assistance Program: Applications Received, Applications Approved, & Cases Closed

| <b>Applications Received</b> | 2018         | 2018         | 2018         | 2018         | 2018         | 2018         | 2019         | 2019         | 2019         | 2019         | 2019 | 2019 | <b>FY '19 Average</b> |
|------------------------------|--------------|--------------|--------------|--------------|--------------|--------------|--------------|--------------|--------------|--------------|------|------|-----------------------|
|                              | July         | August       | September    | October      | November     | December     | January      | February     | March        | April        | May  | June |                       |
| Allegany                     | 68           | 63           | 62           | 57           | 61           | 51           | 84           | 54           | 63           | 78           |      |      | <b>64</b>             |
| Anne Arundel                 | 247          | 232          | 205          | 255          | 194          | 181          | 244          | 165          | 210          | 209          |      |      | <b>214</b>            |
| Baltimore Co.                | 376          | 424          | 323          | 354          | 364          | 308          | 369          | 323          | 363          | 355          |      |      | <b>356</b>            |
| Calvert                      | 31           | 24           | 18           | 26           | 13           | 27           | 40           | 32           | 31           | 27           |      |      | <b>27</b>             |
| Caroline                     | 19           | 16           | 11           | 22           | 14           | 21           | 18           | 14           | 15           | 17           |      |      | <b>17</b>             |
| Carroll                      | 66           | 75           | 42           | 57           | 58           | 58           | 64           | 36           | 62           | 68           |      |      | <b>59</b>             |
| Cecil                        | 74           | 104          | 59           | 75           | 60           | 69           | 68           | 59           | 58           | 63           |      |      | <b>69</b>             |
| Charles                      | 68           | 74           | 69           | 75           | 80           | 67           | 100          | 58           | 69           | 65           |      |      | <b>73</b>             |
| Dorchester                   | 29           | 30           | 21           | 23           | 25           | 25           | 38           | 19           | 23           | 27           |      |      | <b>26</b>             |
| Frederick                    | 114          | 125          | 108          | 136          | 108          | 102          | 134          | 85           | 115          | 96           |      |      | <b>112</b>            |
| Garrett                      | 9            | 15           | 7            | 11           | 15           | 12           | 10           | 10           | 18           | 10           |      |      | <b>12</b>             |
| Harford                      | 75           | 102          | 98           | 99           | 80           | 85           | 104          | 93           | 82           | 108          |      |      | <b>93</b>             |
| Howard                       | 67           | 63           | 52           | 52           | 50           | 58           | 86           | 50           | 59           | 49           |      |      | <b>59</b>             |
| Kent                         | 5            | 14           | 7            | 7            | 12           | 7            | 11           | 7            | 14           | 14           |      |      | <b>10</b>             |
| Montgomery                   | 225          | 205          | 201          | 213          | 199          | 173          | 234          | 204          | 178          | 228          |      |      | <b>206</b>            |
| Prince George's              | 288          | 307          | 262          | 302          | 211          | 249          | 341          | 190          | 279          | 299          |      |      | <b>273</b>            |
| Queen Anne's                 | 16           | 21           | 8            | 11           | 12           | 7            | 21           | 16           | 11           | 23           |      |      | <b>15</b>             |
| St. Mary's                   | 72           | 55           | 56           | 72           | 40           | 58           | 69           | 50           | 60           | 51           |      |      | <b>58</b>             |
| Somerset                     | 15           | 15           | 13           | 17           | 11           | 13           | 20           | 11           | 8            | 15           |      |      | <b>14</b>             |
| Talbot                       | 14           | 11           | 13           | 16           | 13           | 13           | 19           | 22           | 18           | 15           |      |      | <b>15</b>             |
| Washington                   | 133          | 166          | 109          | 146          | 133          | 131          | 160          | 107          | 147          | 149          |      |      | <b>138</b>            |
| Wicomico                     | 57           | 69           | 60           | 94           | 74           | 48           | 76           | 49           | 46           | 52           |      |      | <b>63</b>             |
| Worcester                    | 21           | 32           | 23           | 27           | 28           | 15           | 23           | 17           | 13           | 17           |      |      | <b>22</b>             |
| Baltimore City               | 1,338        | 1,369        | 1,185        | 1,376        | 1,184        | 1,151        | 1,288        | 1,006        | 1,124        | 1,266        |      |      | <b>1,229</b>          |
| <b>State Totals</b>          | <b>3,427</b> | <b>3,611</b> | <b>3,012</b> | <b>3,523</b> | <b>3,039</b> | <b>2,929</b> | <b>3,621</b> | <b>2,677</b> | <b>3,066</b> | <b>3,301</b> |      |      | <b>3,221</b>          |

## Temporary Disability Assistance Program: Applications Received, Applications Approved, & Cases Closed

| <b>Applications Approved</b> | 2018  | 2018   | 2018      | 2018    | 2018     | 2018     | 2019    | 2019     | 2019  | 2019  | 2019 | 2019 | FY '19     |
|------------------------------|-------|--------|-----------|---------|----------|----------|---------|----------|-------|-------|------|------|------------|
|                              | July  | August | September | October | November | December | January | February | March | April | May  | June | Average    |
| <b>Allegany</b>              | 35    | 37     | 29        | 38      | 30       | 27       | 58      | 21       | 39    | 30    |      |      | <b>34</b>  |
| Anne Arundel                 | 42    | 52     | 53        | 52      | 43       | 41       | 59      | 44       | 45    | 58    |      |      | <b>49</b>  |
| Baltimore Co.                | 106   | 139    | 112       | 122     | 119      | 81       | 109     | 110      | 97    | 87    |      |      | <b>108</b> |
| Calvert                      | 11    | 8      | 6         | 5       | 11       | 11       | 19      | 14       | 17    | 17    |      |      | <b>12</b>  |
| Caroline                     | 6     | 6      | 7         | 1       | 6        | 11       | 12      | 7        | 9     | 5     |      |      | <b>7</b>   |
| Carroll                      | 18    | 19     | 16        | 14      | 9        | 18       | 12      | 20       | 17    | 19    |      |      | <b>16</b>  |
| Cecil                        | 26    | 27     | 26        | 29      | 21       | 14       | 31      | 17       | 12    | 21    |      |      | <b>22</b>  |
| Charles                      | 12    | 19     | 14        | 14      | 20       | 16       | 25      | 14       | 21    | 25    |      |      | <b>18</b>  |
| Dorchester                   | 12    | 18     | 9         | 11      | 9        | 9        | 16      | 6        | 12    | 14    |      |      | <b>12</b>  |
| Frederick                    | 35    | 34     | 37        | 41      | 28       | 22       | 36      | 34       | 32    | 29    |      |      | <b>33</b>  |
| Garrett                      | 7     | 6      | 4         | 7       | 12       | 4        | 9       | 6        | 4     | 9     |      |      | <b>7</b>   |
| Harford                      | 19    | 28     | 14        | 16      | 15       | 15       | 19      | 21       | 26    | 25    |      |      | <b>20</b>  |
| Howard                       | 7     | 17     | 12        | 11      | 17       | 11       | 14      | 20       | 11    | 17    |      |      | <b>14</b>  |
| Kent                         | 2     | 2      | 3         | 3       | 1        | 1        | 4       | 4        | 3     | 2     |      |      | <b>3</b>   |
| Montgomery                   | 63    | 43     | 49        | 53      | 54       | 41       | 62      | 40       | 47    | 41    |      |      | <b>49</b>  |
| Prince George's              | 53    | 65     | 45        | 57      | 62       | 67       | 72      | 56       | 61    | 59    |      |      | <b>60</b>  |
| Queen Anne's                 | 1     | 7      | 5         | 4       | 3        | 3        | 3       | 6        | 6     | 2     |      |      | <b>4</b>   |
| St. Mary's                   | 24    | 24     | 17        | 22      | 30       | 18       | 34      | 18       | 21    | 23    |      |      | <b>23</b>  |
| Somerset                     | 6     | 5      | 7         | 10      | 5        | 3        | 4       | 10       | 7     | 1     |      |      | <b>6</b>   |
| Talbot                       | 6     | 3      | 4         | 9       | 5        | 7        | 9       | 5        | 8     | 9     |      |      | <b>7</b>   |
| Washington                   | 31    | 32     | 26        | 27      | 34       | 33       | 41      | 28       | 46    | 42    |      |      | <b>34</b>  |
| Wicomico                     | 22    | 19     | 21        | 27      | 21       | 21       | 23      | 20       | 17    | 21    |      |      | <b>21</b>  |
| Worcester                    | 8     | 8      | 5         | 10      | 7        | 10       | 5       | 7        | 3     | 2     |      |      | <b>7</b>   |
| Baltimore City               | 560   | 622    | 543       | 627     | 536      | 453      | 646     | 466      | 476   | 547   |      |      | <b>548</b> |
| <b>State Totals</b>          | 1,112 | 1,240  | 1,064     | 1,210   | 1,098    | 937      | 1,322   | 994      | 1,037 | 1,105 |      |      | 1,112      |

## Temporary Disability Assistance Program: Applications Received, Applications Approved, & Cases Closed

| <b>Applications<br/>Not Approved</b> | 2018  | 2018   | 2018      | 2018    | 2018     | 2018     | 2019    | 2019     | 2019  | 2019  | 2019 | 2019 | FY '19<br>Average |
|--------------------------------------|-------|--------|-----------|---------|----------|----------|---------|----------|-------|-------|------|------|-------------------|
|                                      | July  | August | September | October | November | December | January | February | March | April | May  | June |                   |
| Allegany                             | 30    | 49     | 36        | 39      | 17       | 32       | 44      | 34       | 30    | 43    |      |      | 35                |
| Anne Arundel                         | 149   | 163    | 188       | 196     | 193      | 189      | 168     | 157      | 159   | 169   |      |      | 173               |
| Baltimore Co.                        | 271   | 287    | 251       | 314     | 273      | 274      | 291     | 225      | 276   | 275   |      |      | 274               |
| Calvert                              | 18    | 19     | 20        | 12      | 14       | 16       | 23      | 16       | 20    | 23    |      |      | 18                |
| Caroline                             | 10    | 13     | 17        | 12      | 8        | 19       | 13      | 8        | 8     | 13    |      |      | 12                |
| Carroll                              | 37    | 56     | 47        | 48      | 52       | 29       | 41      | 37       | 49    | 33    |      |      | 43                |
| Cecil                                | 53    | 65     | 73        | 53      | 55       | 47       | 65      | 41       | 61    | 47    |      |      | 56                |
| Charles                              | 57    | 71     | 62        | 70      | 65       | 67       | 99      | 58       | 60    | 67    |      |      | 68                |
| Dorchester                           | 9     | 17     | 16        | 17      | 14       | 20       | 19      | 15       | 21    | 13    |      |      | 16                |
| Frederick                            | 61    | 91     | 74        | 92      | 84       | 114      | 87      | 80       | 86    | 80    |      |      | 85                |
| Garrett                              | 3     | 8      | 5         | 11      | 4        | 6        | 8       | 8        | 8     | 10    |      |      | 7                 |
| Harford                              | 67    | 63     | 100       | 79      | 67       | 86       | 69      | 66       | 79    | 85    |      |      | 76                |
| Howard                               | 44    | 78     | 52        | 48      | 49       | 40       | 57      | 58       | 49    | 42    |      |      | 52                |
| Kent                                 | 4     | 4      | 8         | 5       | 6        | 4        | 10      | 6        | 9     | 9     |      |      | 7                 |
| Montgomery                           | 189   | 169    | 162       | 204     | 173      | 169      | 183     | 157      | 159   | 203   |      |      | 177               |
| Prince George's                      | 257   | 239    | 221       | 286     | 199      | 253      | 212     | 209      | 230   | 218   |      |      | 232               |
| Queen Anne's                         | 14    | 14     | 6         | 11      | 7        | 5        | 16      | 10       | 12    | 16    |      |      | 11                |
| St. Mary's                           | 34    | 46     | 45        | 41      | 53       | 36       | 30      | 38       | 53    | 35    |      |      | 41                |
| Somerset                             | 8     | 14     | 10        | 8       | 12       | 8        | 8       | 12       | 5     | 11    |      |      | 10                |
| Talbot                               | 1     | 7      | 10        | 15      | 11       | 10       | 13      | 13       | 8     | 13    |      |      | 10                |
| Washington                           | 110   | 116    | 90        | 129     | 126      | 116      | 109     | 87       | 134   | 103   |      |      | 112               |
| Wicomico                             | 57    | 51     | 38        | 62      | 75       | 48       | 53      | 41       | 34    | 36    |      |      | 50                |
| Worcester                            | 14    | 23     | 19        | 32      | 20       | 19       | 17      | 20       | 13    | 9     |      |      | 19                |
| Baltimore City                       | 841   | 913    | 767       | 856     | 793      | 737      | 852     | 686      | 694   | 800   |      |      | 794               |
| <b>State Totals</b>                  | 2,338 | 2,576  | 2,317     | 2,640   | 2,370    | 2,344    | 2,487   | 2,082    | 2,257 | 2,353 |      |      | 2,376             |

## Temporary Disability Assistance Program: Applications Received, Applications Approved, & Cases Closed

| Closed Cases        | 2018<br>July | 2018<br>August | 2018<br>September | 2018<br>October | 2018<br>November | 2018<br>December | 2019<br>January | 2019<br>February | 2019<br>March | 2019<br>April | 2019<br>May | 2019<br>June | FY '19<br>Average |
|---------------------|--------------|----------------|-------------------|-----------------|------------------|------------------|-----------------|------------------|---------------|---------------|-------------|--------------|-------------------|
| Allegany            | 77           | 29             | 28                | 27              | 42               | 30               | 121             | 32               | 25            | 31            |             |              | 44                |
| Anne Arundel        | 91           | 42             | 49                | 55              | 54               | 40               | 63              | 42               | 43            | 43            |             |              | 52                |
| Baltimore Co.       | 205          | 106            | 96                | 104             | 119              | 131              | 204             | 92               | 96            | 87            |             |              | 124               |
| Calvert             | 11           | 5              | 11                | 6               | 10               | 11               | 26              | 7                | 8             | 11            |             |              | 11                |
| Caroline            | 9            | 6              | 13                | 3               | 16               | 8                | 11              | 6                | 4             | 6             |             |              | 8                 |
| Carroll             | 26           | 24             | 15                | 15              | 18               | 19               | 28              | 15               | 25            | 29            |             |              | 21                |
| Cecil               | 35           | 37             | 28                | 24              | 23               | 27               | 35              | 17               | 28            | 14            |             |              | 27                |
| Charles             | 22           | 14             | 17                | 6               | 28               | 11               | 17              | 17               | 18            | 28            |             |              | 18                |
| Dorchester          | 19           | 15             | 10                | 10              | 21               | 10               | 18              | 6                | 8             | 11            |             |              | 13                |
| Frederick           | 33           | 35             | 32                | 26              | 31               | 31               | 42              | 33               | 23            | 38            |             |              | 32                |
| Garrett             | 10           | 12             | 9                 | 4               | 6                | 11               | 9               | 7                | 4             | 9             |             |              | 8                 |
| Harford             | 33           | 21             | 14                | 23              | 22               | 31               | 21              | 14               | 19            | 37            |             |              | 24                |
| Howard              | 21           | 12             | 11                | 13              | 9                | 20               | 19              | 5                | 9             | 8             |             |              | 13                |
| Kent                | 4            | 7              | 1                 | 5               | 1                | 4                | 5               | 0                | 1             | 2             |             |              | 3                 |
| Montgomery          | 92           | 30             | 39                | 45              | 58               | 70               | 86              | 39               | 52            | 48            |             |              | 56                |
| Prince George's     | 79           | 59             | 59                | 62              | 58               | 60               | 131             | 36               | 61            | 48            |             |              | 65                |
| Queen Anne's        | 9            | 8              | 5                 | 3               | 2                | 4                | 7               | 5                | 7             | 4             |             |              | 5                 |
| St. Mary's          | 34           | 35             | 34                | 21              | 45               | 29               | 42              | 11               | 27            | 19            |             |              | 30                |
| Somerset            | 9            | 18             | 14                | 8               | 11               | 4                | 11              | 4                | 8             | 7             |             |              | 9                 |
| Talbot              | 14           | 6              | 8                 | 10              | 5                | 10               | 13              | 5                | 4             | 7             |             |              | 8                 |
| Washington          | 58           | 46             | 45                | 29              | 44               | 59               | 64              | 37               | 24            | 43            |             |              | 45                |
| Wicomico            | 23           | 19             | 29                | 33              | 34               | 23               | 26              | 25               | 24            | 20            |             |              | 26                |
| Worcester           | 12           | 10             | 8                 | 6               | 5                | 7                | 18              | 6                | 8             | 2             |             |              | 8                 |
| Baltimore City      | 902          | 744            | 644               | 621             | 748              | 617              | 885             | 426              | 481           | 769           |             |              | 684               |
| <b>State Totals</b> | 1,828        | 1,340          | 1,219             | 1,159           | 1,410            | 1,267            | 1,902           | 887              | 1,007         | 1,321         |             |              | 1,334             |

## Temporary Disability Assistance Program: Recipients and Net Expenditures

| <b>Total Recipients</b> | 2018<br>July | 2018<br>August | 2018<br>September | 2018<br>October | 2018<br>November | 2018<br>December | 2019<br>January | 2019<br>February | 2019<br>March | 2019<br>April | 2019<br>May | 2019<br>June | <b>FY '19<br/>Average</b> |
|-------------------------|--------------|----------------|-------------------|-----------------|------------------|------------------|-----------------|------------------|---------------|---------------|-------------|--------------|---------------------------|
| Allegany                | 386          | 392            | 397               | 414             | 407              | 411              | 414             | 400              | 416           | 413           |             |              | <b>405</b>                |
| Anne Arundel            | 450          | 493            | 481               | 470             | 483              | 475              | 484             | 481              | 492           | 500           |             |              | <b>481</b>                |
| Baltimore Co.           | 1,080        | 1,171          | 1,185             | 1,184           | 1,209            | 1,152            | 1,097           | 1,131            | 1,146         | 1,123         |             |              | <b>1,148</b>              |
| Calvert                 | 96           | 101            | 91                | 92              | 97               | 103              | 94              | 106              | 122           | 126           |             |              | <b>103</b>                |
| Caroline                | 88           | 87             | 82                | 75              | 74               | 74               | 85              | 83               | 92            | 84            |             |              | <b>82</b>                 |
| Carroll                 | 172          | 176            | 180               | 175             | 167              | 173              | 155             | 174              | 160           | 157           |             |              | <b>169</b>                |
| Cecil                   | 198          | 195            | 206               | 216             | 195              | 178              | 196             | 181              | 166           | 177           |             |              | <b>191</b>                |
| Charles                 | 139          | 158            | 154               | 157             | 164              | 162              | 181             | 171              | 181           | 173           |             |              | <b>164</b>                |
| Dorchester              | 120          | 127            | 124               | 129             | 123              | 119              | 122             | 122              | 129           | 132           |             |              | <b>125</b>                |
| Frederick               | 251          | 260            | 276               | 284             | 274              | 281              | 275             | 280              | 286           | 266           |             |              | <b>273</b>                |
| Garrett                 | 81           | 79             | 74                | 78              | 86               | 82               | 88              | 81               | 86            | 90            |             |              | <b>83</b>                 |
| Harford                 | 206          | 227            | 220               | 211             | 205              | 210              | 213             | 219              | 239           | 215           |             |              | <b>217</b>                |
| Howard                  | 110          | 124            | 130               | 122             | 134              | 120              | 119             | 139              | 137           | 141           |             |              | <b>128</b>                |
| Kent                    | 31           | 28             | 30                | 27              | 26               | 24               | 25              | 30               | 31            | 31            |             |              | <b>28</b>                 |
| Montgomery              | 487          | 513            | 523               | 527             | 536              | 509              | 492             | 489              | 510           | 497           |             |              | <b>508</b>                |
| Prince George's         | 577          | 595            | 580               | 576             | 594              | 609              | 536             | 576              | 595           | 581           |             |              | <b>582</b>                |
| Queen Anne's            | 33           | 34             | 38                | 35              | 40               | 38               | 34              | 35               | 40            | 37            |             |              | <b>36</b>                 |
| St. Mary's              | 248          | 245            | 237               | 236             | 238              | 223              | 223             | 226              | 221           | 227           |             |              | <b>232</b>                |
| Somerset                | 79           | 69             | 63                | 68              | 63               | 57               | 55              | 68               | 64            | 55            |             |              | <b>64</b>                 |
| Talbot                  | 70           | 71             | 66                | 73              | 68               | 65               | 66              | 72               | 73            | 75            |             |              | <b>70</b>                 |
| Washington              | 399          | 390            | 378               | 372             | 371              | 354              | 362             | 345              | 390           | 381           |             |              | <b>374</b>                |
| Wicomico                | 232          | 229            | 232               | 225             | 216              | 226              | 217             | 207              | 207           | 204           |             |              | <b>220</b>                |
| Worcester               | 65           | 63             | 62                | 72              | 67               | 76               | 67              | 76               | 63            | 60            |             |              | <b>67</b>                 |
| Baltimore City          | 6,983        | 6,987          | 6,955             | 6,958           | 6,826            | 6,727            | 6,689           | 6,696            | 6,732         | 6,536         |             |              | <b>6,809</b>              |
| <b>State Totals*</b>    | 12,581       | 12,814         | 12,764            | 12,776          | 12,663           | 12,448           | 12,289          | 12,388           | 12,578        | 12,281        |             |              | <b>12,558</b>             |

\*DHS reports local statistics based on preliminary data. State totals for recipients/expenditures are later revised in bold & highlighted in yellow when final data is available.

## Temporary Disability Assistance Program: Recipients and Net Expenditures

| <b>Short Term Recipients</b> | 2018<br>July | 2018<br>August | 2018<br>September | 2018<br>October | 2018<br>November | 2018<br>December | 2019<br>January | 2019<br>February | 2019<br>March | 2019<br>April | 2019<br>May | 2019<br>June | <b>FY '19<br/>Average</b> |
|------------------------------|--------------|----------------|-------------------|-----------------|------------------|------------------|-----------------|------------------|---------------|---------------|-------------|--------------|---------------------------|
| Allegany                     | 28           | 28             | 40                | 44              | 48               | 49               | 55              | 45               | 44            | 42            |             |              | <b>42</b>                 |
| Anne Arundel                 | 75           | 86             | 90                | 84              | 92               | 82               | 97              | 83               | 84            | 82            |             |              | <b>86</b>                 |
| Baltimore Co.                | 121          | 128            | 146               | 139             | 149              | 144              | 152             | 155              | 166           | 165           |             |              | <b>147</b>                |
| Calvert                      | 6            | 10             | 9                 | 11              | 17               | 13               | 13              | 16               | 25            | 23            |             |              | <b>14</b>                 |
| Caroline                     | 11           | 10             | 14                | 12              | 11               | 9                | 10              | 9                | 15            | 11            |             |              | <b>11</b>                 |
| Carroll                      | 26           | 31             | 31                | 33              | 27               | 33               | 35              | 44               | 32            | 24            |             |              | <b>32</b>                 |
| Cecil                        | 33           | 41             | 38                | 44              | 38               | 34               | 36              | 30               | 20            | 28            |             |              | <b>34</b>                 |
| Charles                      | 9            | 17             | 15                | 16              | 23               | 18               | 23              | 19               | 25            | 16            |             |              | <b>18</b>                 |
| Dorchester                   | 20           | 18             | 12                | 16              | 14               | 13               | 13              | 18               | 19            | 19            |             |              | <b>16</b>                 |
| Frederick                    | 71           | 86             | 93                | 97              | 94               | 88               | 86              | 90               | 98            | 87            |             |              | <b>89</b>                 |
| Garrett                      | 10           | 10             | 8                 | 13              | 13               | 12               | 13              | 11               | 11            | 9             |             |              | <b>11</b>                 |
| Harford                      | 32           | 25             | 20                | 19              | 17               | 31               | 30              | 33               | 37            | 31            |             |              | <b>28</b>                 |
| Howard                       | 17           | 24             | 20                | 20              | 24               | 21               | 19              | 28               | 22            | 31            |             |              | <b>23</b>                 |
| Kent                         | 4            | 6              | 2                 | 2               | 1                | 4                | 1               | 4                | 4             | 4             |             |              | <b>3</b>                  |
| Montgomery                   | 80           | 85             | 84                | 84              | 98               | 99               | 76              | 76               | 86            | 77            |             |              | <b>85</b>                 |
| Prince George's              | 128          | 134            | 140               | 140             | 131              | 164              | 128             | 137              | 129           | 133           |             |              | <b>136</b>                |
| Queen Anne's                 | 4            | 1              | 1                 | 1               | 4                | 5                | 4               | 6                | 7             | 4             |             |              | <b>4</b>                  |
| St. Mary's                   | 44           | 38             | 38                | 44              | 50               | 41               | 37              | 33               | 25            | 32            |             |              | <b>38</b>                 |
| Somerset                     | 4            | 4              | 5                 | 5               | 4                | 6                | 5               | 6                | 5             | 4             |             |              | <b>5</b>                  |
| Talbot                       | 7            | 6              | 5                 | 10              | 10               | 9                | 7               | 8                | 8             | 7             |             |              | <b>8</b>                  |
| Washington                   | 28           | 32             | 34                | 37              | 42               | 49               | 46              | 45               | 64            | 55            |             |              | <b>43</b>                 |
| Wicomico                     | 36           | 33             | 42                | 45              | 43               | 38               | 35              | 28               | 26            | 28            |             |              | <b>35</b>                 |
| Worcester                    | 4            | 3              | 2                 | 9               | 4                | 9                | 4               | 3                | 4             | 3             |             |              | <b>5</b>                  |
| Baltimore City               | 413          | 448            | 447               | 439             | 464              | 465              | 480             | 467              | 488           | 438           |             |              | <b>455</b>                |
| <b>State Totals</b>          | 1,211        | 1,304          | 1,336             | 1,364           | 1,418            | 1,436            | 1,405           | 1,394            | 1,444         | 1,353         |             |              | <b>1,367</b>              |



## Temporary Disability Assistance Program: Recipients and Net Expenditures

| <b>Long Term Recipients</b> | 2018<br>July  | 2018<br>August | 2018<br>September | 2018<br>October | 2018<br>November | 2018<br>December | 2019<br>January | 2019<br>February | 2019<br>March | 2019<br>April | 2019<br>May | 2019<br>June | <b>FY '19<br/>Average</b> |
|-----------------------------|---------------|----------------|-------------------|-----------------|------------------|------------------|-----------------|------------------|---------------|---------------|-------------|--------------|---------------------------|
| Allegany                    | 358           | 364            | 357               | 370             | 359              | 362              | 359             | 355              | 372           | 371           |             |              | <b>363</b>                |
| Anne Arundel                | 375           | 407            | 391               | 386             | 391              | 393              | 387             | 398              | 408           | 418           |             |              | <b>395</b>                |
| Baltimore Co.               | 959           | 1,043          | 1,039             | 1,045           | 1,060            | 1,008            | 945             | 976              | 980           | 958           |             |              | <b>1,001</b>              |
| Calvert                     | 90            | 91             | 82                | 81              | 80               | 90               | 81              | 90               | 97            | 103           |             |              | <b>89</b>                 |
| Caroline                    | 77            | 77             | 68                | 63              | 63               | 65               | 75              | 74               | 77            | 73            |             |              | <b>71</b>                 |
| Carroll                     | 146           | 145            | 149               | 142             | 140              | 140              | 120             | 130              | 128           | 133           |             |              | <b>137</b>                |
| Cecil                       | 165           | 154            | 168               | 172             | 157              | 144              | 160             | 151              | 146           | 149           |             |              | <b>157</b>                |
| Charles                     | 130           | 141            | 139               | 141             | 141              | 144              | 158             | 152              | 156           | 157           |             |              | <b>146</b>                |
| Dorchester                  | 100           | 109            | 112               | 113             | 109              | 106              | 109             | 104              | 110           | 113           |             |              | <b>109</b>                |
| Frederick                   | 180           | 174            | 183               | 187             | 180              | 193              | 189             | 190              | 188           | 179           |             |              | <b>184</b>                |
| Garrett                     | 71            | 69             | 66                | 65              | 73               | 70               | 75              | 70               | 75            | 81            |             |              | <b>72</b>                 |
| Harford                     | 174           | 202            | 200               | 192             | 188              | 179              | 183             | 186              | 202           | 184           |             |              | <b>189</b>                |
| Howard                      | 93            | 100            | 110               | 102             | 110              | 99               | 100             | 111              | 115           | 110           |             |              | <b>105</b>                |
| Kent                        | 27            | 22             | 28                | 25              | 25               | 20               | 24              | 26               | 27            | 27            |             |              | <b>25</b>                 |
| Montgomery                  | 407           | 428            | 439               | 443             | 438              | 410              | 416             | 413              | 424           | 420           |             |              | <b>424</b>                |
| Prince George's             | 449           | 461            | 440               | 436             | 463              | 445              | 408             | 439              | 466           | 448           |             |              | <b>446</b>                |
| Queen Anne's                | 29            | 33             | 37                | 34              | 36               | 33               | 30              | 29               | 33            | 33            |             |              | <b>33</b>                 |
| St. Mary's                  | 204           | 207            | 199               | 192             | 188              | 182              | 186             | 193              | 196           | 195           |             |              | <b>194</b>                |
| Somerset                    | 75            | 65             | 58                | 63              | 59               | 51               | 50              | 62               | 59            | 51            |             |              | <b>59</b>                 |
| Talbot                      | 63            | 65             | 61                | 63              | 58               | 56               | 59              | 64               | 65            | 68            |             |              | <b>62</b>                 |
| Washington                  | 371           | 358            | 344               | 335             | 329              | 305              | 316             | 300              | 326           | 326           |             |              | <b>331</b>                |
| Wicomico                    | 196           | 196            | 190               | 180             | 173              | 188              | 182             | 179              | 181           | 176           |             |              | <b>184</b>                |
| Worcester                   | 61            | 60             | 60                | 63              | 63               | 67               | 63              | 73               | 59            | 57            |             |              | <b>63</b>                 |
| Baltimore City              | 6,570         | 6,539          | 6,508             | 6,519           | 6,362            | 6,262            | 6,209           | 6,229            | 6,244         | 6,098         |             |              | <b>6,354</b>              |
| <b>State Totals</b>         | <b>11,370</b> | <b>11,510</b>  | <b>11,428</b>     | <b>11,412</b>   | <b>11,245</b>    | <b>11,012</b>    | <b>10,884</b>   | <b>10,994</b>    | <b>11,134</b> | <b>10,928</b> |             |              | <b>11,192</b>             |

## Temporary Disability Assistance Program: Recipients and Net Expenditures

| <b>Net Expenditures</b> | 2018<br>July | 2018<br>August | 2018<br>September | 2018<br>October | 2018<br>November | 2018<br>December | 2019<br>January | 2019<br>February | 2019<br>March | 2019<br>April | 2019<br>May | 2019<br>June | <b>FY '19<br/>Average</b> |
|-------------------------|--------------|----------------|-------------------|-----------------|------------------|------------------|-----------------|------------------|---------------|---------------|-------------|--------------|---------------------------|
| Allegany                | \$74.41      | \$64.66        | \$68.80           | \$66.17         | \$77.44          | \$59.11          | \$76.71         | \$66.61          | \$67.82       | \$68.34       |             |              | <b>\$69.01</b>            |
| Anne Arundel            | \$80.79      | \$79.72        | \$79.20           | \$70.23         | \$86.44          | \$82.20          | \$69.54         | \$87.30          | \$90.93       | \$83.71       |             |              | <b>\$81.01</b>            |
| Baltimore Co.           | \$134.92     | \$203.03       | \$207.17          | \$176.17        | \$202.34         | \$189.55         | \$169.97        | \$176.73         | \$161.95      | \$160.34      |             |              | <b>\$178.22</b>           |
| Calvert                 | \$18.08      | \$17.08        | \$17.72           | \$9.90          | \$15.31          | \$20.07          | \$15.23         | \$14.25          | \$20.68       | \$15.49       |             |              | <b>\$16.38</b>            |
| Caroline                | \$9.14       | \$14.16        | \$12.03           | \$7.70          | \$13.65          | \$12.91          | \$11.88         | \$12.96          | \$17.80       | \$4.86        |             |              | <b>\$11.71</b>            |
| Carroll                 | \$23.45      | \$32.34        | \$26.05           | \$32.97         | \$21.01          | \$26.44          | \$27.69         | \$34.28          | \$25.35       | \$27.68       |             |              | <b>\$27.73</b>            |
| Cecil                   | \$25.73      | \$19.17        | \$27.53           | \$4.56          | \$25.69          | -\$2.81          | \$15.15         | \$14.00          | \$18.35       | \$32.42       |             |              | <b>\$17.98</b>            |
| Charles                 | \$14.68      | \$28.56        | \$24.98           | \$19.44         | \$23.20          | \$29.91          | \$33.15         | \$30.19          | \$21.78       | \$20.03       |             |              | <b>\$24.59</b>            |
| Dorchester              | \$20.75      | \$24.75        | \$19.13           | \$23.05         | \$18.34          | \$20.45          | \$23.75         | \$22.00          | \$14.60       | \$12.04       |             |              | <b>\$19.89</b>            |
| Frederick               | \$45.28      | \$41.79        | \$44.96           | \$51.33         | \$48.42          | \$34.49          | \$36.03         | \$52.65          | \$48.99       | \$32.32       |             |              | <b>\$43.63</b>            |
| Garrett                 | \$12.53      | \$15.02        | \$10.90           | \$15.17         | \$16.73          | \$2.28           | \$13.72         | \$15.80          | \$3.19        | \$16.96       |             |              | <b>\$12.23</b>            |
| Harford                 | \$29.23      | \$32.94        | \$32.46           | \$24.36         | \$37.58          | \$39.03          | \$40.58         | \$34.35          | \$33.15       | \$22.46       |             |              | <b>\$32.61</b>            |
| Howard                  | \$21.17      | \$11.11        | \$20.84           | \$22.10         | \$21.56          | \$21.86          | \$20.71         | \$25.20          | \$26.52       | \$21.43       |             |              | <b>\$21.25</b>            |
| Kent                    | \$3.39       | \$2.24         | \$5.81            | \$5.22          | \$5.03           | -\$1.91          | \$4.60          | -\$1.76          | \$4.77        | \$1.07        |             |              | <b>\$2.85</b>             |
| Montgomery              | \$73.65      | \$89.59        | \$88.02           | \$84.22         | \$80.47          | \$79.41          | \$79.82         | \$83.02          | \$74.74       | \$65.79       |             |              | <b>\$79.87</b>            |
| Prince George's         | \$90.60      | \$79.95        | \$93.43           | \$82.18         | \$97.16          | \$89.88          | \$82.03         | \$94.60          | \$97.20       | \$84.16       |             |              | <b>\$89.12</b>            |
| Queen Anne's            | \$0.48       | \$5.86         | \$7.80            | \$6.83          | \$6.86           | \$7.41           | \$6.63          | \$2.70           | \$3.10        | \$6.43        |             |              | <b>\$5.41</b>             |
| St. Mary's              | \$46.72      | \$45.23        | \$45.55           | \$41.91         | \$43.23          | \$39.62          | \$43.49         | \$37.10          | \$28.81       | \$42.50       |             |              | <b>\$41.41</b>            |
| Somerset                | \$14.99      | \$4.35         | \$6.90            | \$11.18         | \$6.80           | \$3.05           | \$10.72         | \$6.41           | \$12.48       | \$7.52        |             |              | <b>\$8.44</b>             |
| Talbot                  | \$0.00       | \$1.00         | \$4.39            | \$13.74         | \$13.16          | \$10.26          | \$11.81         | \$6.95           | \$13.55       | \$14.03       |             |              | <b>\$8.89</b>             |
| Washington              | \$59.36      | \$29.92        | \$64.76           | \$47.10         | \$50.55          | \$37.04          | \$62.11         | \$51.77          | \$57.30       | \$44.57       |             |              | <b>\$50.45</b>            |
| Wicomico                | \$35.48      | \$39.82        | \$30.52           | \$25.95         | \$33.48          | \$39.77          | \$29.41         | \$35.68          | \$23.35       | \$28.53       |             |              | <b>\$32.20</b>            |
| Worcester               | \$10.05      | \$5.39         | \$0.54            | \$10.08         | \$6.16           | \$10.37          | \$7.57          | \$14.82          | \$10.73       | \$11.31       |             |              | <b>\$8.70</b>             |
| Baltimore City          | \$1,208.90   | \$1,204.14     | \$1,259.92        | \$1,229.50      | \$1,213.21       | \$1,114.31       | \$1,198.65      | \$1,204.80       | \$1,148.37    | \$1,091.85    |             |              | <b>\$1,187.37</b>         |
| <b>State Totals*</b>    | \$2,067.37   | \$2,103.89     | \$2,199.40        | \$2,081.05      | \$2,163.81       | \$1,964.69       | \$2,090.96      | \$2,122.39       | \$2,025.48    | \$1,915.83    |             |              | <b>\$2,073.49</b>         |

\*DHS reports local statistics based on preliminary data. State totals for recipients/expenditures are later revised in bold & highlighted in yellow when final data is available.

[ DATA: x \$1,000 ]

# TDAP CASELOAD: PAID CASES



## Public Assistance to Adults: Applications Received, Applications Approved, & Cases Closed

| <b>Applications Received</b> | 2018<br>July | 2018<br>August | 2018<br>September | 2018<br>October | 2018<br>November | 2018<br>December | 2019<br>January | 2019<br>February | 2019<br>March | 2019<br>April | 2019<br>May | 2019<br>June | <b>FY '19<br/>Average</b> |
|------------------------------|--------------|----------------|-------------------|-----------------|------------------|------------------|-----------------|------------------|---------------|---------------|-------------|--------------|---------------------------|
| Allegany                     | 2            | 1              | 5                 | 3               | 2                | 2                | 2               | 4                | 0             | 2             |             |              | 2                         |
| Anne Arundel                 | 8            | 3              | 6                 | 7               | 2                | 5                | 3               | 2                | 10            | 8             |             |              | 5                         |
| Baltimore Co.                | 8            | 10             | 4                 | 2               | 8                | 3                | 3               | 3                | 16            | 6             |             |              | 6                         |
| Calvert                      | 3            | 0              | 1                 | 1               | 0                | 0                | 0               | 1                | 0             | 3             |             |              | 1                         |
| Caroline                     | 0            | 0              | 1                 | 1               | 0                | 0                | 0               | 0                | 0             | 0             |             |              | 0                         |
| Carroll                      | 1            | 0              | 1                 | 3               | 0                | 2                | 1               | 0                | 0             | 1             |             |              | 1                         |
| Cecil                        | 3            | 1              | 0                 | 0               | 2                | 0                | 0               | 1                | 2             | 1             |             |              | 1                         |
| Charles                      | 1            | 0              | 1                 | 0               | 0                | 0                | 2               | 0                | 0             | 1             |             |              | 1                         |
| Dorchester                   | 2            | 1              | 0                 | 2               | 0                | 1                | 0               | 0                | 1             | 5             |             |              | 1                         |
| Frederick                    | 2            | 5              | 4                 | 4               | 3                | 0                | 0               | 2                | 3             | 1             |             |              | 2                         |
| Garrett                      | 1            | 0              | 0                 | 0               | 0                | 0                | 1               | 0                | 0             | 0             |             |              | 0                         |
| Harford                      | 2            | 2              | 0                 | 1               | 3                | 0                | 5               | 0                | 2             | 3             |             |              | 2                         |
| Howard                       | 7            | 4              | 3                 | 2               | 1                | 1                | 7               | 6                | 1             | 1             |             |              | 3                         |
| Kent                         | 0            | 0              | 1                 | 0               | 3                | 2                | 0               | 2                | 3             | 1             |             |              | 1                         |
| Montgomery                   | 15           | 7              | 5                 | 7               | 6                | 0                | 8               | 9                | 8             | 2             |             |              | 7                         |
| Prince George's              | 7            | 14             | 20                | 9               | 7                | 13               | 16              | 2                | 3             | 13            |             |              | 10                        |
| Queen Anne's                 | 1            | 0              | 0                 | 0               | 0                | 2                | 1               | 3                | 0             | 1             |             |              | 1                         |
| St. Mary's                   | 1            | 1              | 0                 | 1               | 1                | 2                | 0               | 0                | 1             | 1             |             |              | 1                         |
| Somerset                     | 1            | 2              | 1                 | 0               | 2                | 2                | 3               | 0                | 0             | 2             |             |              | 1                         |
| Talbot                       | 0            | 0              | 0                 | 0               | 0                | 0                | 0               | 0                | 1             | 0             |             |              | 0                         |
| Washington                   | 2            | 0              | 5                 | 0               | 0                | 2                | 0               | 0                | 5             | 1             |             |              | 2                         |
| Wicomico                     | 2            | 5              | 4                 | 2               | 1                | 8                | 3               | 9                | 8             | 3             |             |              | 5                         |
| Worcester                    | 1            | 2              | 2                 | 1               | 1                | 1                | 1               | 0                | 0             | 1             |             |              | 1                         |
| Baltimore City               | 81           | 81             | 84                | 63              | 49               | 63               | 103             | 61               | 83            | 76            |             |              | 74                        |
| <b>State Totals</b>          | 151          | 139            | 148               | 109             | 91               | 109              | 159             | 105              | 147           | 133           |             |              | 129                       |

## Public Assistance to Adults: Applications Received, Applications Approved, & Cases Closed

| <b>Applications Approved</b> | 2018<br>July | 2018<br>August | 2018<br>September | 2018<br>October | 2018<br>November | 2018<br>December | 2019<br>January | 2019<br>February | 2019<br>March | 2019<br>April | 2019<br>May | 2019<br>June | <b>FY '19<br/>Average</b> |
|------------------------------|--------------|----------------|-------------------|-----------------|------------------|------------------|-----------------|------------------|---------------|---------------|-------------|--------------|---------------------------|
| Allegany                     | 2            | 1              | 3                 | 2               | 1                | 3                | 1               | 4                | 6             | 1             |             |              | 2                         |
| Anne Arundel                 | 6            | 7              | 3                 | 6               | 3                | 7                | 2               | 3                | 13            | 7             |             |              | 6                         |
| Baltimore Co.                | 8            | 8              | 5                 | 2               | 12               | 3                | 2               | 4                | 0             | 7             |             |              | 5                         |
| Calvert                      | 2            | 0              | 1                 | 1               | 0                | 0                | 0               | 1                | 0             | 2             |             |              | 1                         |
| Caroline                     | 1            | 0              | 0                 | 1               | 1                | 0                | 0               | 0                | 0             | 0             |             |              | 0                         |
| Carroll                      | 1            | 0              | 1                 | 4               | 1                | 3                | 0               | 0                | 0             | 2             |             |              | 1                         |
| Cecil                        | 1            | 2              | 1                 | 0               | 2                | 0                | 0               | 1                | 1             | 1             |             |              | 1                         |
| Charles                      | 1            | 0              | 1                 | 0               | 0                | 0                | 2               | 0                | 0             | 1             |             |              | 1                         |
| Dorchester                   | 2            | 0              | 1                 | 0               | 1                | 3                | 0               | 0                | 1             | 5             |             |              | 1                         |
| Frederick                    | 1            | 8              | 7                 | 4               | 4                | 5                | 1               | 4                | 7             | 1             |             |              | 4                         |
| Garrett                      | 1            | 1              | 0                 | 0               | 0                | 0                | 0               | 1                | 0             | 0             |             |              | 0                         |
| Harford                      | 2            | 1              | 1                 | 2               | 2                | 1                | 6               | 0                | 2             | 2             |             |              | 2                         |
| Howard                       | 8            | 12             | 3                 | 2               | 1                | 1                | 8               | 4                | 5             | 1             |             |              | 5                         |
| Kent                         | 0            | 0              | 1                 | 0               | 1                | 0                | 1               | 0                | 1             | 1             |             |              | 1                         |
| Montgomery                   | 13           | 5              | 7                 | 5               | 5                | 3                | 4               | 15               | 10            | 2             |             |              | 7                         |
| Prince George's              | 6            | 16             | 24                | 11              | 4                | 8                | 28              | 4                | 5             | 14            |             |              | 12                        |
| Queen Anne's                 | 2            | 1              | 0                 | 0               | 0                | 0                | 2               | 0                | 3             | 0             |             |              | 1                         |
| St. Mary's                   | 2            | 1              | 0                 | 1               | 1                | 2                | 1               | 0                | 2             | 1             |             |              | 1                         |
| Somerset                     | 1            | 3              | 1                 | 0               | 3                | 2                | 2               | 1                | 0             | 2             |             |              | 2                         |
| Talbot                       | 0            | 0              | 0                 | 0               | 0                | 0                | 0               | 0                | 0             | 1             |             |              | 0                         |
| Washington                   | 1            | 0              | 1                 | 1               | 0                | 1                | 0               | 0                | 5             | 1             |             |              | 1                         |
| Wicomico                     | 3            | 5              | 4                 | 7               | 1                | 2                | 3               | 8                | 12            | 2             |             |              | 5                         |
| Worcester                    | 0            | 1              | 1                 | 1               | 1                | 0                | 2               | 0                | 0             | 1             |             |              | 1                         |
| Baltimore City               | 76           | 68             | 65                | 58              | 60               | 56               | 65              | 61               | 72            | 83            |             |              | 66                        |
| <b>State Totals</b>          | 140          | 140            | 131               | 108             | 104              | 100              | 130             | 111              | 145           | 138           |             |              | 125                       |

## Public Assistance to Adults: Applications Received, Applications Approved, & Cases Closed

| <b>Applications<br/>Not Approved</b> | 2018<br>July | 2018<br>August | 2018<br>September | 2018<br>October | 2018<br>November | 2018<br>December | 2019<br>January | 2019<br>February | 2019<br>March | 2019<br>April | 2019<br>May | 2019<br>June | <b>FY '19<br/>Average</b> |
|--------------------------------------|--------------|----------------|-------------------|-----------------|------------------|------------------|-----------------|------------------|---------------|---------------|-------------|--------------|---------------------------|
| Allegany                             | 2            | 0              | 3                 | 0               | 1                | 2                | 1               | 0                | 0             | 0             |             |              | 1                         |
| Anne Arundel                         | 3            | 1              | 2                 | 2               | 1                | 1                | 2               | 0                | 2             | 2             |             |              | 2                         |
| Baltimore Co.                        | 0            | 0              | 0                 | 0               | 0                | 0                | 1               | 1                | 0             | 1             |             |              | 0                         |
| Calvert                              | 1            | 1              | 0                 | 1               | 0                | 0                | 0               | 0                | 0             | 0             |             |              | 0                         |
| Caroline                             | 1            | 0              | 0                 | 0               | 0                | 0                | 0               | 1                | 0             | 0             |             |              | 0                         |
| Carroll                              | 0            | 0              | 0                 | 0               | 0                | 0                | 2               | 0                | 0             | 0             |             |              | 0                         |
| Cecil                                | 0            | 0              | 1                 | 0               | 0                | 0                | 0               | 0                | 0             | 1             |             |              | 0                         |
| Charles                              | 0            | 0              | 1                 | 0               | 0                | 0                | 0               | 0                | 0             | 0             |             |              | 0                         |
| Dorchester                           | 0            | 0              | 0                 | 0               | 0                | 0                | 0               | 0                | 1             | 1             |             |              | 0                         |
| Frederick                            | 0            | 0              | 0                 | 1               | 0                | 0                | 0               | 0                | 0             | 0             |             |              | 0                         |
| Garrett                              | 1            | 0              | 0                 | 0               | 0                | 0                | 0               | 0                | 0             | 0             |             |              | 0                         |
| Harford                              | 0            | 0              | 0                 | 0               | 1                | 0                | 1               | 1                | 0             | 0             |             |              | 0                         |
| Howard                               | 1            | 4              | 0                 | 0               | 0                | 2                | 3               | 0                | 1             | 0             |             |              | 1                         |
| Kent                                 | 0            | 0              | 0                 | 0               | 1                | 1                | 1               | 0                | 2             | 0             |             |              | 1                         |
| Montgomery                           | 1            | 3              | 4                 | 2               | 3                | 1                | 1               | 3                | 3             | 1             |             |              | 2                         |
| Prince George's                      | 3            | 1              | 2                 | 1               | 0                | 1                | 0               | 0                | 1             | 1             |             |              | 1                         |
| Queen Anne's                         | 0            | 0              | 0                 | 0               | 0                | 1                | 0               | 0                | 0             | 0             |             |              | 0                         |
| St. Mary's                           | 1            | 0              | 0                 | 0               | 0                | 0                | 0               | 0                | 0             | 0             |             |              | 0                         |
| Somerset                             | 0            | 0              | 0                 | 0               | 0                | 0                | 0               | 0                | 0             | 0             |             |              | 0                         |
| Talbot                               | 0            | 0              | 0                 | 0               | 0                | 0                | 0               | 0                | 0             | 0             |             |              | 0                         |
| Washington                           | 0            | 2              | 0                 | 3               | 0                | 1                | 0               | 0                | 0             | 0             |             |              | 1                         |
| Wicomico                             | 0            | 0              | 0                 | 0               | 0                | 2                | 4               | 0                | 2             | 1             |             |              | 1                         |
| Worcester                            | 1            | 1              | 1                 | 1               | 0                | 1                | 1               | 0                | 0             | 0             |             |              | 1                         |
| Baltimore City                       | 62           | 40             | 37                | 45              | 41               | 46               | 39              | 41               | 46            | 47            |             |              | 44                        |
| <b>State Totals</b>                  | <b>77</b>    | <b>53</b>      | <b>51</b>         | <b>56</b>       | <b>48</b>        | <b>59</b>        | <b>56</b>       | <b>47</b>        | <b>58</b>     | <b>55</b>     |             |              | <b>56</b>                 |

## Public Assistance to Adults: Applications Received, Applications Approved, & Cases Closed

| <b>Cases Closed</b> | 2018<br>July | 2018<br>August | 2018<br>September | 2018<br>October | 2018<br>November | 2018<br>December | 2019<br>January | 2019<br>February | 2019<br>March | 2019<br>April | 2019<br>May | 2019<br>June | <b>FY '19<br/>Average</b> |
|---------------------|--------------|----------------|-------------------|-----------------|------------------|------------------|-----------------|------------------|---------------|---------------|-------------|--------------|---------------------------|
| Allegany            | 4            | 2              | 3                 | 3               | 2                | 3                | 4               | 1                | 2             | 1             |             |              | <b>3</b>                  |
| Anne Arundel        | 6            | 2              | 4                 | 4               | 4                | 5                | 9               | 3                | 11            | 6             |             |              | <b>5</b>                  |
| Baltimore Co.       | 13           | 8              | 7                 | 3               | 6                | 6                | 8               | 11               | 7             | 12            |             |              | <b>8</b>                  |
| Calvert             | 0            | 1              | 1                 | 1               | 0                | 0                | 1               | 0                | 1             | 5             |             |              | <b>1</b>                  |
| Caroline            | 0            | 0              | 0                 | 0               | 0                | 0                | 0               | 0                | 0             | 0             |             |              | <b>0</b>                  |
| Carroll             | 1            | 5              | 5                 | 0               | 2                | 1                | 3               | 0                | 3             | 1             |             |              | <b>2</b>                  |
| Cecil               | 2            | 1              | 2                 | 0               | 1                | 1                | 1               | 1                | 0             | 2             |             |              | <b>1</b>                  |
| Charles             | 0            | 2              | 1                 | 0               | 0                | 0                | 2               | 0                | 0             | 0             |             |              | <b>1</b>                  |
| Dorchester          | 1            | 0              | 2                 | 4               | 1                | 2                | 3               | 1                | 1             | 2             |             |              | <b>2</b>                  |
| Frederick           | 5            | 5              | 6                 | 4               | 8                | 3                | 1               | 11               | 0             | 2             |             |              | <b>5</b>                  |
| Garrett             | 0            | 0              | 0                 | 0               | 0                | 1                | 0               | 0                | 0             | 0             |             |              | <b>0</b>                  |
| Harford             | 2            | 1              | 3                 | 0               | 3                | 2                | 7               | 1                | 1             | 1             |             |              | <b>2</b>                  |
| Howard              | 12           | 5              | 3                 | 2               | 4                | 5                | 6               | 2                | 3             | 3             |             |              | <b>5</b>                  |
| Kent                | 0            | 0              | 0                 | 0               | 2                | 0                | 2               | 1                | 0             | 0             |             |              | <b>1</b>                  |
| Montgomery          | 16           | 9              | 9                 | 3               | 5                | 5                | 11              | 8                | 6             | 7             |             |              | <b>8</b>                  |
| Prince George's     | 9            | 12             | 15                | 9               | 15               | 7                | 14              | 13               | 15            | 10            |             |              | <b>12</b>                 |
| Queen Anne's        | 5            | 1              | 2                 | 0               | 0                | 0                | 2               | 1                | 0             | 3             |             |              | <b>1</b>                  |
| St. Mary's          | 2            | 1              | 0                 | 1               | 3                | 0                | 0               | 1                | 1             | 0             |             |              | <b>1</b>                  |
| Somerset            | 0            | 2              | 2                 | 0               | 1                | 1                | 3               | 1                | 0             | 0             |             |              | <b>1</b>                  |
| Talbot              | 0            | 0              | 1                 | 0               | 0                | 0                | 0               | 0                | 0             | 0             |             |              | <b>0</b>                  |
| Washington          | 2            | 2              | 0                 | 4               | 1                | 1                | 2               | 4                | 2             | 6             |             |              | <b>2</b>                  |
| Wicomico            | 3            | 3              | 4                 | 10              | 3                | 3                | 6               | 5                | 7             | 5             |             |              | <b>5</b>                  |
| Worcester           | 0            | 0              | 1                 | 0               | 0                | 0                | 1               | 0                | 1             | 0             |             |              | <b>0</b>                  |
| Baltimore City      | 55           | 56             | 73                | 57              | 72               | 51               | 72              | 64               | 69            | 64            |             |              | <b>63</b>                 |
| <b>State Totals</b> | <b>138</b>   | <b>118</b>     | <b>144</b>        | <b>105</b>      | <b>133</b>       | <b>97</b>        | <b>158</b>      | <b>129</b>       | <b>130</b>    | <b>130</b>    |             |              | <b>128</b>                |

## Public Assistance to Adults: Paid Recipients and Net Expenditures

| <b>Total Recipients</b> | 2018<br>July | 2018<br>August | 2018<br>September | 2018<br>October | 2018<br>November | 2018<br>December | 2019<br>January | 2019<br>February | 2019<br>March | 2019<br>April | 2019<br>May | 2019<br>June | <b>FY '19<br/>Average</b> |
|-------------------------|--------------|----------------|-------------------|-----------------|------------------|------------------|-----------------|------------------|---------------|---------------|-------------|--------------|---------------------------|
| Allegany                | 36           | 37             | 35                | 37              | 37               | 36               | 35              | 38               | 39            | 38            |             |              | 37                        |
| Anne Arundel            | 274          | 284            | 290               | 287             | 283              | 286              | 279             | 278              | 275           | 278           |             |              | 281                       |
| Baltimore Co.           | 395          | 397            | 394               | 392             | 401              | 395              | 399             | 385              | 391           | 387           |             |              | 394                       |
| Calvert                 | 18           | 19             | 19                | 19              | 20               | 20               | 19              | 19               | 20            | 16            |             |              | 19                        |
| Caroline                | 12           | 11             | 11                | 11              | 12               | 11               | 11              | 11               | 11            | 11            |             |              | 11                        |
| Carroll                 | 66           | 62             | 60                | 67              | 69               | 70               | 63              | 63               | 60            | 60            |             |              | 64                        |
| Cecil                   | 35           | 38             | 36                | 35              | 37               | 36               | 36              | 36               | 37            | 36            |             |              | 36                        |
| Charles                 | 39           | 38             | 38                | 38              | 39               | 38               | 38              | 38               | 38            | 39            |             |              | 38                        |
| Dorchester              | 36           | 35             | 41                | 32              | 32               | 37               | 31              | 30               | 30            | 34            |             |              | 34                        |
| Frederick               | 181          | 187            | 188               | 188             | 185              | 189              | 188             | 184              | 193           | 189           |             |              | 187                       |
| Garrett                 | 3            | 6              | 5                 | 5               | 4                | 4                | 4               | 6                | 5             | 5             |             |              | 5                         |
| Harford                 | 71           | 72             | 71                | 73              | 71               | 72               | 70              | 69               | 70            | 70            |             |              | 71                        |
| Howard                  | 131          | 145            | 141               | 138             | 133              | 133              | 140             | 137              | 142           | 135           |             |              | 138                       |
| Kent                    | 10           | 9              | 10                | 10              | 11               | 11               | 13              | 10               | 12            | 14            |             |              | 11                        |
| Montgomery              | 361          | 362            | 360               | 360             | 359              | 363              | 353             | 375              | 363           | 361           |             |              | 362                       |
| Prince George's         | 428          | 437            | 442               | 441             | 423              | 430              | 448             | 434              | 420           | 424           |             |              | 433                       |
| Queen Anne's            | 26           | 27             | 26                | 24              | 23               | 23               | 29              | 23               | 28            | 23            |             |              | 25                        |
| St. Mary's              | 53           | 53             | 53                | 52              | 51               | 53               | 55              | 52               | 55            | 55            |             |              | 53                        |
| Somerset                | 15           | 19             | 15                | 14              | 17               | 17               | 16              | 17               | 15            | 17            |             |              | 16                        |
| Talbot                  | 10           | 10             | 9                 | 10              | 10               | 10               | 9               | 9                | 9             | 11            |             |              | 10                        |
| Washington              | 76           | 74             | 75                | 73              | 71               | 73               | 70              | 66               | 69            | 64            |             |              | 71                        |
| Wicomico                | 80           | 82             | 79                | 85              | 78               | 77               | 78              | 82               | 89            | 82            |             |              | 81                        |
| Worcester               | 7            | 8              | 8                 | 10              | 11               | 10               | 11              | 11               | 11            | 12            |             |              | 10                        |
| Baltimore City          | 1,042        | 1,048          | 1,051             | 1,045           | 1,023            | 1,035            | 1,017           | 1,029            | 1,035         | 1,055         |             |              | 1,038                     |
| <b>State Totals</b>     | <b>3,405</b> | <b>3,460</b>   | <b>3,457</b>      | <b>3,446</b>    | <b>3,400</b>     | <b>3,429</b>     | <b>3,412</b>    | <b>3,402</b>     | <b>3,417</b>  | <b>3,416</b>  |             |              | <b>3,424</b>              |

\*DHS reports local statistics based on preliminary data. State totals for recipients/expenditures are later revised in bold & highlighted in yellow when final data is available.



## Public Assistance to Adults: Paid Recipients and Net Expenditures

| <b>Net Expenditures</b> | 2018<br>July        | 2018<br>August      | 2018<br>September   | 2018<br>October     | 2018<br>November    | 2018<br>December    | 2019<br>January     | 2019<br>February    | 2019<br>March       | 2019<br>April       | 2019<br>May | 2019<br>June | <b>FY '19<br/>Average</b> |
|-------------------------|---------------------|---------------------|---------------------|---------------------|---------------------|---------------------|---------------------|---------------------|---------------------|---------------------|-------------|--------------|---------------------------|
| Allegany                | \$7,257.60          | \$7,965.60          | \$7,801.60          | \$7,808.00          | \$7,972.00          | \$7,890.00          | \$7,599.93          | \$7,846.25          | \$7,927.25          | \$7,531.25          |             |              | <b>\$7,759.95</b>         |
| Anne Arundel            | \$26,940.35         | \$26,833.41         | \$27,680.46         | \$28,046.89         | \$27,783.14         | \$28,029.14         | \$27,144.01         | \$27,006.65         | \$26,777.37         | \$26,247.91         |             |              | <b>\$27,248.93</b>        |
| Baltimore Co.           | \$45,610.37         | \$45,746.62         | \$46,668.75         | \$46,046.68         | \$48,442.87         | \$45,827.99         | \$43,286.04         | \$41,387.60         | \$43,934.69         | \$45,983.05         |             |              | <b>\$45,293.47</b>        |
| Calvert                 | \$2,638.23          | \$2,967.05          | \$2,474.72          | \$2,967.08          | \$3,049.30          | \$3,049.30          | \$2,890.63          | \$2,890.63          | \$2,972.63          | \$2,644.63          |             |              | <b>\$2,854.42</b>         |
| Caroline                | \$1,274.00          | \$1,192.00          | \$1,192.00          | \$1,192.00          | \$1,274.00          | \$1,192.00          | \$1,167.00          | \$1,167.00          | \$1,167.00          | \$1,085.00          |             |              | <b>\$1,190.20</b>         |
| Carroll                 | \$5,861.47          | \$5,037.56          | \$5,447.21          | \$5,950.96          | \$6,177.96          | \$6,518.96          | \$5,973.00          | \$5,973.00          | \$5,141.00          | \$5,387.00          |             |              | <b>\$5,746.81</b>         |
| Cecil                   | \$2,870.00          | \$3,115.52          | \$2,952.00          | \$2,870.00          | \$3,034.00          | \$2,952.00          | \$2,952.00          | \$2,952.00          | \$3,034.00          | \$2,952.00          |             |              | <b>\$2,968.35</b>         |
| Charles                 | \$10,383.44         | \$10,546.54         | \$10,546.54         | \$10,546.22         | \$10,748.92         | \$10,683.92         | \$10,342.20         | \$10,424.20         | \$10,424.20         | \$10,506.20         |             |              | <b>\$10,515.24</b>        |
| Dorchester              | \$8,561.24          | \$7,987.24          | \$11,123.24         | \$8,671.24          | \$8,671.24          | \$8,987.24          | \$7,656.79          | \$7,574.79          | \$7,574.79          | \$6,526.68          |             |              | <b>\$8,333.45</b>         |
| Frederick               | \$23,927.25         | \$24,254.25         | \$24,172.25         | \$22,814.63         | \$21,880.28         | \$22,934.28         | \$22,790.41         | \$22,580.16         | \$23,124.16         | \$22,632.16         |             |              | <b>\$23,110.98</b>        |
| Garrett                 | \$246.00            | \$1,784.00          | \$328.00            | \$410.00            | \$328.00            | \$328.00            | \$328.00            | \$492.00            | \$410.00            | \$410.00            |             |              | <b>\$506.40</b>           |
| Harford                 | \$14,735.40         | \$14,809.42         | \$14,682.58         | \$14,846.58         | \$14,417.58         | \$16,119.95         | \$15,703.01         | \$15,621.01         | \$16,206.01         | \$16,278.67         |             |              | <b>\$15,342.02</b>        |
| Howard                  | \$13,367.65         | \$12,323.07         | \$12,411.28         | \$12,853.09         | \$12,382.65         | \$12,333.46         | \$12,219.30         | \$12,615.81         | \$13,025.81         | \$12,273.27         |             |              | <b>\$12,580.54</b>        |
| Kent                    | \$820.00            | \$738.00            | \$820.00            | \$820.00            | \$902.00            | \$902.00            | \$1,066.00          | \$820.00            | \$984.00            | \$1,146.79          |             |              | <b>\$901.88</b>           |
| Montgomery              | \$40,901.79         | \$38,937.03         | \$41,235.03         | \$40,894.73         | \$37,864.73         | \$40,143.13         | \$39,411.54         | \$39,517.94         | \$39,417.18         | \$38,441.36         |             |              | <b>\$39,676.45</b>        |
| Prince George's         | \$46,076.51         | \$52,139.37         | \$53,231.13         | \$54,697.03         | \$48,567.00         | \$49,998.04         | \$51,015.45         | \$51,032.37         | \$44,758.12         | \$41,523.99         |             |              | <b>\$49,303.90</b>        |
| Queen Anne's            | \$1,310.65          | \$2,050.00          | \$2,132.00          | \$1,968.00          | \$1,886.00          | \$1,886.00          | \$2,378.00          | \$1,886.00          | \$2,296.00          | \$1,459.93          |             |              | <b>\$1,925.26</b>         |
| St. Mary's              | \$7,867.96          | \$7,363.39          | \$8,120.96          | \$7,846.66          | \$7,677.05          | \$8,121.05          | \$8,142.34          | \$7,896.34          | \$8,142.34          | \$8,142.34          |             |              | <b>\$7,932.04</b>         |
| Somerset                | \$1,230.00          | \$1,558.00          | \$984.00            | \$1,148.00          | \$1,394.00          | \$1,394.00          | \$1,312.00          | \$1,394.00          | \$1,230.00          | \$1,394.00          |             |              | <b>\$1,303.80</b>         |
| Talbot                  | \$820.00            | \$820.00            | \$738.00            | \$820.00            | \$820.00            | \$820.00            | \$738.00            | \$738.18            | \$738.00            | \$902.00            |             |              | <b>\$795.42</b>           |
| Washington              | \$28,861.00         | \$28,270.00         | \$28,549.83         | \$27,060.00         | \$26,287.00         | \$27,598.83         | \$26,296.00         | \$24,666.00         | \$25,044.60         | \$24,770.21         |             |              | <b>\$26,740.35</b>        |
| Wicomico                | \$17,178.54         | \$16,543.62         | \$16,408.53         | \$16,902.20         | \$16,326.76         | \$16,179.76         | \$15,841.76         | \$16,170.19         | \$16,966.71         | \$16,630.90         |             |              | <b>\$16,514.90</b>        |
| Worcester               | \$551.40            | \$634.00            | \$634.00            | \$798.00            | \$880.00            | \$798.00            | \$970.00            | \$970.00            | \$970.00            | \$1,051.78          |             |              | <b>\$825.72</b>           |
| Baltimore City          | \$413,584.36        | \$421,192.19        | \$441,550.28        | \$409,444.59        | \$430,892.25        | \$412,052.95        | \$405,375.53        | \$407,474.76        | \$404,629.39        | \$418,224.93        |             |              | <b>\$416,442.12</b>       |
| <b>State Totals</b>     | <b>\$722,875.21</b> | <b>\$734,807.88</b> | <b>\$761,884.39</b> | <b>\$727,422.58</b> | <b>\$739,658.73</b> | <b>\$726,740.00</b> | <b>\$712,598.94</b> | <b>\$711,096.88</b> | <b>\$706,895.25</b> | <b>\$714,146.05</b> |             |              | <b>\$725,812.59</b>       |

## Emergency Assistance to Families with Children: Grants Approved and Net Expenditures

| <b>Total Grants</b> | 2018<br>July | 2018<br>August | 2018<br>September | 2018<br>October | 2018<br>November | 2018<br>December | 2019<br>January | 2019<br>February | 2019<br>March | 2019<br>April | 2019<br>May | 2019<br>June | <b>FY '19<br/>Average</b> |
|---------------------|--------------|----------------|-------------------|-----------------|------------------|------------------|-----------------|------------------|---------------|---------------|-------------|--------------|---------------------------|
| Allegany            | 51           | 27             | 37                | 46              | 31               | 30               | 36              | 22               | 27            | 31            |             |              | 34                        |
| Anne Arundel        | 44           | 28             | 15                | 29              | 17               | 15               | 24              | 15               | 9             | 9             |             |              | 21                        |
| Baltimore Co.       | 107          | 108            | 81                | 90              | 45               | 38               | 46              | 40               | 39            | 40            |             |              | 63                        |
| Calvert             | 1            | 3              | 3                 | 7               | 1                | 2                | 6               | 5                | 1             | 5             |             |              | 3                         |
| Caroline            | 4            | 3              | 1                 | 0               | 3                | 8                | 2               | 2                | 3             | 2             |             |              | 3                         |
| Carroll             | 1            | 1              | 1                 | 1               | 0                | 0                | 2               | 1                | 0             | 2             |             |              | 1                         |
| Cecil               | 7            | 27             | 9                 | 21              | 16               | 11               | 12              | 6                | 12            | 17            |             |              | 14                        |
| Charles             | 0            | 0              | 1                 | 1               | 1                | 1                | 0               | 1                | 1             | 0             |             |              | 1                         |
| Dorchester          | 5            | 4              | 1                 | 1               | 3                | 3                | 6               | 5                | 2             | 2             |             |              | 3                         |
| Frederick           | 1            | 2              | 0                 | 2               | 0                | 2                | 3               | 2                | 3             | 2             |             |              | 2                         |
| Garrett             | 5            | 4              | 4                 | 0               | 1                | 0                | 4               | 6                | 4             | 6             |             |              | 3                         |
| Harford             | 7            | 21             | 25                | 45              | 22               | 24               | 32              | 24               | 41            | 22            |             |              | 26                        |
| Howard              | 0            | 0              | 4                 | 14              | 10               | 15               | 12              | 4                | 17            | 1             |             |              | 8                         |
| Kent                | 1            | 2              | 1                 | 6               | 0                | 0                | 3               | 1                | 1             | 3             |             |              | 2                         |
| Montgomery          | 41           | 48             | 44                | 64              | 42               | 35               | 45              | 45               | 39            | 34            |             |              | 44                        |
| Prince George's     | 27           | 30             | 17                | 25              | 10               | 15               | 12              | 7                | 10            | 9             |             |              | 16                        |
| Queen Anne's        | 0            | 1              | 0                 | 0               | 1                | 2                | 2               | 1                | 4             | 2             |             |              | 1                         |
| St. Mary's          | 21           | 33             | 28                | 31              | 32               | 25               | 25              | 23               | 15            | 18            |             |              | 25                        |
| Somerset            | 6            | 5              | 6                 | 4               | 7                | 4                | 3               | 3                | 1             | 0             |             |              | 4                         |
| Talbot              | 2            | 1              | 4                 | 2               | 0                | 1                | 1               | 1                | 2             | 2             |             |              | 2                         |
| Washington          | 18           | 15             | 11                | 24              | 12               | 5                | 12              | 16               | 22            | 47            |             |              | 18                        |
| Wicomico            | 3            | 5              | 4                 | 5               | 4                | 2                | 10              | 1                | 6             | 6             |             |              | 5                         |
| Worcester           | 2            | 3              | 3                 | 5               | 2                | 1                | 0               | 0                | 0             | 0             |             |              | 2                         |
| Baltimore City      | 359          | 351            | 237               | 322             | 238              | 219              | 213             | 186              | 173           | 239           |             |              | 254                       |
| <b>State Totals</b> | 713          | 722            | 537               | 745             | 498              | 458              | 511             | 417              | 432           | 499           |             |              | 553                       |

## Emergency Assistance to Families with Children: Grants Approved and Net Expenditures

| <b>Net Expenditures</b> | 2018<br>July        | 2018<br>August      | 2018<br>September   | 2018<br>October     | 2018<br>November    | 2018<br>December    | 2019<br>January     | 2019<br>February    | 2019<br>March       | 2019<br>April       | 2019<br>June | <b>FY '19<br/>Average</b> |
|-------------------------|---------------------|---------------------|---------------------|---------------------|---------------------|---------------------|---------------------|---------------------|---------------------|---------------------|--------------|---------------------------|
| Allegany                | \$24,831.57         | \$13,914.30         | \$20,790.00         | \$27,436.25         | \$17,282.02         | \$16,243.56         | \$19,511.49         | \$11,877.00         | \$13,799.39         | \$16,780.00         |              | <b>\$18,246.56</b>        |
| Anne Arundel            | \$27,847.87         | \$19,678.71         | \$10,713.75         | \$15,577.69         | \$9,797.42          | \$8,170.00          | \$13,344.27         | \$9,634.80          | \$4,849.51          | \$3,936.80          |              | <b>\$12,355.08</b>        |
| Baltimore Co.           | \$50,221.87         | \$50,380.58         | \$38,741.28         | \$43,924.10         | \$21,906.04         | \$17,773.38         | \$21,659.05         | \$17,422.71         | \$18,234.76         | \$18,886.10         |              | <b>\$29,914.99</b>        |
| Calvert                 | \$400.00            | \$2,191.94          | \$1,450.00          | \$3,141.45          | \$500.00            | \$1,126.49          | \$3,547.88          | \$2,753.34          | \$500.00            | \$2,381.91          |              | <b>\$1,799.30</b>         |
| Caroline                | \$1,644.95          | \$1,825.00          | \$700.00            | \$0.00              | \$1,491.92          | \$4,366.03          | \$1,395.00          | \$1,225.00          | \$1,310.93          | \$845.26            |              | <b>\$1,480.41</b>         |
| Carroll                 | \$200.00            | \$200.00            | \$250.00            | \$200.00            | \$0.00              | \$0.00              | \$400.00            | \$152.17            | \$0.00              | \$400.00            |              | <b>\$180.22</b>           |
| Cecil                   | \$3,077.67          | \$10,995.92         | \$3,502.41          | \$7,678.95          | \$5,793.89          | \$4,305.35          | \$4,610.54          | \$2,400.00          | \$3,911.41          | \$5,990.52          |              | <b>\$5,226.67</b>         |
| Charles                 | \$0.00              | \$0.00              | \$462.52            | \$720.00            | \$245.00            | -\$605.00           | \$0.00              | \$600.00            | \$267.19            | \$0.00              |              | <b>\$168.97</b>           |
| Dorchester              | \$1,750.00          | \$1,202.00          | \$0.00              | \$350.00            | \$1,050.00          | \$1,050.00          | \$2,100.00          | \$1,617.50          | \$700.00            | \$670.00            |              | <b>\$1,048.95</b>         |
| Frederick               | \$300.00            | \$426.42            | \$0.00              | \$599.50            | \$0.00              | \$229.83            | \$438.66            | \$367.08            | \$812.47            | \$536.01            |              | <b>\$371.00</b>           |
| Garrett                 | \$2,886.56          | \$2,962.50          | \$2,633.51          | \$0.00              | \$675.00            | \$0.00              | \$2,989.62          | \$5,320.11          | \$4,721.31          | \$6,346.53          |              | <b>\$2,853.51</b>         |
| Harford                 | \$3,000.00          | \$10,118.90         | \$11,938.95         | \$21,797.48         | \$10,610.40         | \$11,209.35         | \$15,267.31         | \$11,364.92         | \$20,806.54         | \$10,230.17         |              | <b>\$12,634.40</b>        |
| Howard                  | \$0.00              | \$0.00              | \$2,545.00          | \$9,031.00          | \$6,428.00          | \$10,042.00         | \$8,363.00          | \$2,355.00          | \$11,653.00         | \$406.00            |              | <b>\$5,082.30</b>         |
| Kent                    | \$250.00            | \$473.97            | \$250.00            | \$1,446.00          | \$0.00              | \$0.00              | \$527.00            | \$250.00            | \$250.00            | \$750.00            |              | <b>\$419.70</b>           |
| Montgomery              | \$49,546.22         | \$58,913.85         | \$51,342.18         | \$74,030.03         | \$55,241.45         | \$46,827.15         | \$58,192.72         | \$58,590.31         | \$45,181.34         | \$37,548.28         |              | <b>\$53,541.35</b>        |
| Prince George's         | \$19,748.13         | \$22,693.64         | \$12,953.94         | \$19,917.40         | \$8,312.76          | \$11,016.22         | \$7,456.73          | \$4,789.80          | \$8,270.00          | \$5,479.56          |              | <b>\$12,063.82</b>        |
| Queen Anne's            | \$0.00              | \$300.00            | \$0.00              | \$0.00              | \$300.00            | \$600.00            | \$594.70            | \$300.00            | \$875.00            | \$600.00            |              | <b>\$356.97</b>           |
| St. Mary's              | \$34,129.28         | \$49,238.94         | \$42,692.91         | \$45,237.08         | \$53,068.15         | \$39,864.40         | \$33,471.22         | \$35,525.10         | \$25,183.45         | \$30,300.32         |              | <b>\$38,871.09</b>        |
| Somerset                | \$1,325.05          | \$1,148.78          | \$1,353.97          | \$1,000.00          | \$1,643.54          | \$869.24            | \$651.31            | \$750.00            | \$250.00            | \$0.00              |              | <b>\$899.19</b>           |
| Talbot                  | \$620.74            | \$210.00            | \$1,218.09          | \$526.80            | \$0.00              | \$400.00            | \$400.00            | \$368.76            | \$503.13            | \$725.51            |              | <b>\$497.30</b>           |
| Washington              | \$5,249.74          | \$4,484.84          | \$3,599.00          | \$6,628.89          | \$3,452.77          | \$1,415.25          | \$4,257.79          | \$4,978.32          | \$6,669.56          | \$14,748.85         |              | <b>\$5,548.50</b>         |
| Wicomico                | \$1,500.00          | \$1,568.10          | \$1,896.00          | \$1,360.52          | \$1,891.00          | \$917.38            | \$3,779.95          | \$127.09            | \$2,853.61          | \$2,719.00          |              | <b>\$1,861.27</b>         |
| Worcester               | \$638.37            | \$1,260.00          | \$1,092.68          | \$2,250.00          | \$760.00            | \$424.95            | \$0.00              | \$0.00              | \$0.00              | \$0.00              |              | <b>\$642.60</b>           |
| Baltimore City          | \$255,455.56        | \$236,429.72        | \$167,075.35        | \$224,214.94        | \$172,497.61        | \$134,641.46        | \$150,467.85        | \$127,114.18        | \$120,465.50        | \$162,975.69        |              | <b>\$175,133.79</b>       |
| <b>State Totals</b>     | <b>\$484,623.58</b> | <b>\$490,618.11</b> | <b>\$377,201.54</b> | <b>\$507,068.08</b> | <b>\$372,946.97</b> | <b>\$310,887.04</b> | <b>\$353,426.09</b> | <b>\$299,883.19</b> | <b>\$292,068.10</b> | <b>\$323,256.51</b> |              | <b>\$381,197.92</b>       |

## Burial Assistance: Grants Approved and Net Expenditures

| <b>Total Grants</b> | 2018<br>July | 2018<br>August | 2018<br>September | 2018<br>October | 2018<br>November | 2018<br>December | 2019<br>January | 2019<br>February | 2019<br>March | 2019<br>April | 2019<br>May | 2019<br>June | <b>FY '19<br/>Average</b> |
|---------------------|--------------|----------------|-------------------|-----------------|------------------|------------------|-----------------|------------------|---------------|---------------|-------------|--------------|---------------------------|
| Allegany            | 3            | 0              | 3                 | 0               | 0                | 1                | 1               | 1                | 2             | 2             |             |              | 1                         |
| Anne Arundel        | 0            | 0              | 0                 | 0               | 0                | 0                | 0               | 0                | 0             | 0             |             |              | 0                         |
| Baltimore Co.       | 3            | 1              | 1                 | 2               | 1                | 2                | 3               | 4                | 1             | 5             |             |              | 2                         |
| Calvert             | 0            | 0              | 0                 | 0               | 0                | 0                | 0               | 0                | 0             | 0             |             |              | 0                         |
| Caroline            | 0            | 0              | 0                 | 0               | 0                | 0                | 1               | 0                | 1             | 0             |             |              | 0                         |
| Carroll             | 0            | 0              | 0                 | 0               | 0                | 0                | 1               | 1                | 0             | 0             |             |              | 0                         |
| Cecil               | 1            | 0              | 1                 | 0               | 0                | 0                | 1               | 0                | 1             | 0             |             |              | 0                         |
| Charles             | 0            | 0              | 0                 | 0               | 0                | 0                | 0               | 0                | 0             | 0             |             |              | 0                         |
| Dorchester          | 0            | 0              | 1                 | 1               | 0                | 3                | 2               | 0                | 1             | 0             |             |              | 1                         |
| Frederick           | 0            | 1              | 0                 | 0               | 0                | 0                | 0               | 0                | 0             | 0             |             |              | 0                         |
| Garrett             | 0            | 1              | 0                 | 0               | 1                | 0                | 0               | 0                | 0             | 1             |             |              | 0                         |
| Harford             | 0            | 0              | 0                 | 1               | 0                | 0                | 1               | 1                | 1             | 1             |             |              | 1                         |
| Howard              | 0            | 0              | 0                 | 0               | 0                | 0                | 0               | 0                | 0             | 0             |             |              | 0                         |
| Kent                | 0            | 0              | 0                 | 0               | 0                | 1                | 0               | 0                | 0             | 0             |             |              | 0                         |
| Montgomery          | 1            | 0              | 1                 | 1               | 0                | 1                | 1               | 0                | 0             | 1             |             |              | 1                         |
| Prince George's     | 1            | 4              | 0                 | 1               | 1                | 1                | 1               | 1                | 0             | 3             |             |              | 1                         |
| Queen Anne's        | 0            | 0              | 0                 | 0               | 0                | 0                | 1               | 0                | 1             | 0             |             |              | 0                         |
| St. Mary's          | 0            | 1              | 1                 | 0               | 0                | 1                | 0               | 0                | 1             | 0             |             |              | 0                         |
| Somerset            | 0            | 0              | 1                 | 0               | 0                | 0                | 0               | 0                | 1             | 0             |             |              | 0                         |
| Talbot              | 0            | 0              | 0                 | 0               | 0                | 0                | 0               | 0                | 0             | 0             |             |              | 0                         |
| Washington          | 0            | 0              | 1                 | 2               | 0                | 0                | 1               | 0                | 1             | 1             |             |              | 1                         |
| Wicomico            | 0            | 1              | 0                 | 0               | 1                | 0                | 2               | 2                | 0             | 1             |             |              | 1                         |
| Worcester           | 0            | 0              | 2                 | 0               | 0                | 0                | 1               | 0                | 0             | 0             |             |              | 0                         |
| Baltimore City      | 28           | 34             | 10                | 22              | 18               | 24               | 40              | 19               | 31            | 17            |             |              | 24                        |
| <b>State Totals</b> | 37           | 43             | 22                | 30              | 22               | 34               | 57              | 29               | 42            | 32            |             |              | 35                        |

## Burial Assistance: Grants Approved and Net Expenditures

| <b>Net Expenditures</b> | 2018<br>July       | 2018<br>August     | 2018<br>September  | 2018<br>October    | 2018<br>November   | 2018<br>December   | 2019<br>January    | 2019<br>February   | 2019<br>March      | 2019<br>April      | 2019<br>May | 2019<br>June | <b>FY '19<br/>Average</b> |
|-------------------------|--------------------|--------------------|--------------------|--------------------|--------------------|--------------------|--------------------|--------------------|--------------------|--------------------|-------------|--------------|---------------------------|
| Allegany                | \$1,950.00         | \$0.00             | \$1,950.00         | \$0.00             | \$0.00             | \$650.00           | \$650.00           | \$412.00           | \$1,300.00         | \$1,300.00         |             |              | <b>\$821.20</b>           |
| Anne Arundel            | \$0.00             | \$0.00             | \$0.00             | \$0.00             | \$0.00             | \$0.00             | \$0.00             | \$0.00             | \$0.00             | \$0.00             |             |              | <b>\$0.00</b>             |
| Baltimore Co.           | \$1,950.00         | \$650.00           | \$650.00           | \$1,300.00         | \$650.00           | \$1,300.00         | \$1,950.00         | \$2,600.00         | \$475.00           | \$3,250.00         |             |              | <b>\$1,477.50</b>         |
| Calvert                 | \$0.00             | \$0.00             | \$0.00             | \$0.00             | \$0.00             | \$0.00             | \$0.00             | \$0.00             | \$0.00             | \$0.00             |             |              | <b>\$0.00</b>             |
| Caroline                | \$0.00             | \$0.00             | \$0.00             | \$0.00             | \$0.00             | \$0.00             | \$650.00           | \$0.00             | \$650.00           | \$0.00             |             |              | <b>\$130.00</b>           |
| Carroll                 | \$0.00             | \$0.00             | \$0.00             | \$0.00             | \$0.00             | \$0.00             | \$650.00           | \$650.00           | \$0.00             | \$0.00             |             |              | <b>\$130.00</b>           |
| Cecil                   | \$650.00           | \$0.00             | \$650.00           | \$0.00             | \$0.00             | \$0.00             | \$650.00           | \$0.00             | \$650.00           | \$0.00             |             |              | <b>\$260.00</b>           |
| Charles                 | \$0.00             | \$0.00             | \$0.00             | \$0.00             | \$0.00             | \$0.00             | \$0.00             | \$0.00             | \$0.00             | \$0.00             |             |              | <b>\$0.00</b>             |
| Dorchester              | \$0.00             | \$0.00             | \$650.00           | \$650.00           | \$0.00             | \$1,950.00         | \$1,300.00         | \$0.00             | \$646.00           | \$0.00             |             |              | <b>\$519.60</b>           |
| Frederick               | \$0.00             | \$650.00           | \$0.00             | \$0.00             | \$0.00             | \$0.00             | \$0.00             | \$0.00             | \$0.00             | \$0.00             |             |              | <b>\$65.00</b>            |
| Garrett                 | \$0.00             | \$650.00           | \$0.00             | \$0.00             | \$650.00           | \$0.00             | \$0.00             | \$0.00             | \$0.00             | \$650.00           |             |              | <b>\$195.00</b>           |
| Harford                 | \$0.00             | \$0.00             | \$0.00             | \$650.00           | \$0.00             | \$0.00             | \$650.00           | \$650.00           | \$650.00           | \$650.00           |             |              | <b>\$325.00</b>           |
| Howard                  | \$0.00             | \$0.00             | \$0.00             | \$0.00             | \$0.00             | \$0.00             | \$0.00             | \$0.00             | \$0.00             | \$0.00             |             |              | <b>\$0.00</b>             |
| Kent                    | \$0.00             | \$0.00             | \$0.00             | \$0.00             | \$0.00             | \$650.00           | \$0.00             | \$0.00             | \$0.00             | \$0.00             |             |              | <b>\$65.00</b>            |
| Montgomery              | \$650.00           | \$0.00             | \$650.00           | \$650.00           | \$0.00             | \$650.00           | \$650.00           | \$0.00             | \$0.00             | \$650.00           |             |              | <b>\$390.00</b>           |
| Prince George's         | \$650.00           | \$2,004.00         | \$0.00             | \$650.00           | \$650.00           | \$649.99           | \$650.00           | \$650.00           | \$0.00             | \$1,950.00         |             |              | <b>\$785.40</b>           |
| Queen Anne's            | \$0.00             | \$0.00             | \$0.00             | \$0.00             | \$0.00             | \$0.00             | \$650.00           | \$0.00             | \$650.00           | \$0.00             |             |              | <b>\$130.00</b>           |
| St. Mary's              | \$0.00             | \$650.00           | \$650.00           | \$0.00             | \$0.00             | \$650.00           | \$0.00             | \$0.00             | \$650.00           | \$0.00             |             |              | <b>\$260.00</b>           |
| Somerset                | \$0.00             | \$0.00             | \$650.00           | \$0.00             | \$0.00             | \$0.00             | \$0.00             | \$0.00             | \$650.00           | \$0.00             |             |              | <b>\$130.00</b>           |
| Talbot                  | \$0.00             | \$0.00             | \$0.00             | \$0.00             | \$0.00             | \$0.00             | \$0.00             | \$0.00             | \$0.00             | \$0.00             |             |              | <b>\$0.00</b>             |
| Washington              | \$0.00             | \$0.00             | \$650.00           | \$1,300.00         | \$0.00             | \$0.00             | \$650.00           | \$0.00             | \$650.00           | \$650.00           |             |              | <b>\$390.00</b>           |
| Wicomico                | \$0.00             | \$650.00           | \$0.00             | \$0.00             | \$650.00           | \$0.00             | \$1,300.00         | \$1,300.00         | \$0.00             | \$650.00           |             |              | <b>\$455.00</b>           |
| Worcester               | \$0.00             | \$0.00             | \$1,300.00         | \$0.00             | \$0.00             | \$0.00             | \$650.00           | \$0.00             | \$0.00             | \$0.00             |             |              | <b>\$195.00</b>           |
| Baltimore City          | \$18,200.00        | \$22,100.00        | \$6,500.00         | \$14,300.00        | \$11,700.00        | \$15,600.00        | \$26,000.00        | \$12,350.00        | \$20,150.00        | \$10,107.00        |             |              | <b>\$15,700.70</b>        |
| <b>State Totals</b>     | <b>\$24,050.00</b> | <b>\$27,354.00</b> | <b>\$14,300.00</b> | <b>\$19,500.00</b> | <b>\$14,300.00</b> | <b>\$22,099.99</b> | <b>\$37,050.00</b> | <b>\$18,612.00</b> | <b>\$27,121.00</b> | <b>\$19,857.00</b> |             |              | <b>\$22,424.40</b>        |

## Medical Assistance: Applications Received and Applications Approved

### MA- Community Care

| <b>Applications Received</b> | 2018<br>July | 2018<br>August | 2018<br>September | 2018<br>October | 2018<br>November | 2018<br>December | 2019<br>January | 2019<br>February | 2019<br>March | 2019<br>April | 2019<br>May | 2019<br>June | <b>FY '19<br/>Average</b> |
|------------------------------|--------------|----------------|-------------------|-----------------|------------------|------------------|-----------------|------------------|---------------|---------------|-------------|--------------|---------------------------|
| Allegany                     | 66           | 138            | 78                | 85              | 71               | 88               | 78              | 73               | 78            | 80            |             |              | <b>84</b>                 |
| Anne Arundel                 | 422          | 392            | 313               | 404             | 396              | 355              | 426             | 323              | 471           | 444           |             |              | <b>395</b>                |
| Baltimore Co.                | 862          | 962            | 765               | 950             | 882              | 829              | 1,060           | 902              | 1,135         | 1,069         |             |              | <b>942</b>                |
| Calvert                      | 59           | 61             | 48                | 68              | 50               | 43               | 60              | 38               | 59            | 77            |             |              | <b>56</b>                 |
| Caroline                     | 34           | 31             | 35                | 47              | 38               | 38               | 37              | 30               | 40            | 33            |             |              | <b>36</b>                 |
| Carroll                      | 116          | 103            | 88                | 135             | 101              | 113              | 108             | 79               | 104           | 118           |             |              | <b>107</b>                |
| Cecil                        | 129          | 123            | 97                | 92              | 128              | 113              | 85              | 98               | 82            | 109           |             |              | <b>106</b>                |
| Charles                      | 126          | 141            | 92                | 167             | 134              | 102              | 153             | 139              | 120           | 125           |             |              | <b>130</b>                |
| Dorchester                   | 64           | 72             | 57                | 70              | 65               | 77               | 82              | 53               | 76            | 93            |             |              | <b>71</b>                 |
| Frederick                    | 225          | 215            | 208               | 265             | 228              | 211              | 232             | 191              | 220           | 193           |             |              | <b>219</b>                |
| Garrett                      | 29           | 21             | 12                | 35              | 17               | 27               | 33              | 19               | 22            | 18            |             |              | <b>23</b>                 |
| Harford                      | 132          | 173            | 154               | 207             | 170              | 131              | 222             | 179              | 164           | 213           |             |              | <b>175</b>                |
| Howard                       | 276          | 295            | 287               | 401             | 371              | 287              | 304             | 323              | 369           | 357           |             |              | <b>327</b>                |
| Kent                         | 14           | 15             | 13                | 16              | 20               | 11               | 20              | 27               | 12            | 20            |             |              | <b>17</b>                 |
| Montgomery                   | 1,172        | 1,152          | 870               | 1,299           | 1,229            | 1,081            | 1,085           | 976              | 1,168         | 1,197         |             |              | <b>1,123</b>              |
| Prince George's              | 1,328        | 1,392          | 1,125             | 1,438           | 1,143            | 1,191            | 1,235           | 1,098            | 1,342         | 1,427         |             |              | <b>1,272</b>              |
| Queen Anne's                 | 42           | 29             | 23                | 26              | 24               | 29               | 34              | 31               | 47            | 48            |             |              | <b>33</b>                 |
| St. Mary's                   | 92           | 87             | 54                | 82              | 68               | 51               | 65              | 68               | 54            | 93            |             |              | <b>71</b>                 |
| Somerset                     | 60           | 83             | 40                | 79              | 64               | 39               | 53              | 70               | 47            | 58            |             |              | <b>59</b>                 |
| Talbot                       | 30           | 48             | 36                | 55              | 38               | 44               | 46              | 31               | 40            | 53            |             |              | <b>42</b>                 |
| Washington                   | 114          | 158            | 131               | 155             | 106              | 120              | 163             | 98               | 165           | 160           |             |              | <b>137</b>                |
| Wicomico                     | 186          | 112            | 127               | 151             | 105              | 102              | 145             | 105              | 143           | 90            |             |              | <b>127</b>                |
| Worcester                    | 95           | 79             | 72                | 78              | 59               | 84               | 85              | 66               | 53            | 70            |             |              | <b>74</b>                 |
| Baltimore City               | 2,061        | 1,732          | 1,528             | 2,574           | 1,731            | 1,576            | 1,745           | 1,491            | 2,143         | 2,006         |             |              | <b>1,859</b>              |
| <b>State Totals</b>          | <b>7,734</b> | <b>7,614</b>   | <b>6,253</b>      | <b>8,879</b>    | <b>7,238</b>     | <b>6,742</b>     | <b>7,556</b>    | <b>6,508</b>     | <b>8,154</b>  | <b>8,151</b>  |             |              | <b>7,483</b>              |

## Medical Assistance: Applications Received and Applications Approved

### MA- Community Care

| <b>Applications Approved</b> | 2018<br>July | 2018<br>August | 2018<br>September | 2018<br>October | 2018<br>November | 2018<br>December | 2019<br>January | 2019<br>February | 2019<br>March | 2019<br>April | 2019<br>May | 2019<br>June | <b>FY '19<br/>Average</b> |
|------------------------------|--------------|----------------|-------------------|-----------------|------------------|------------------|-----------------|------------------|---------------|---------------|-------------|--------------|---------------------------|
| Allegany                     | 54           | 119            | 74                | 70              | 57               | 86               | 72              | 61               | 72            | 74            |             |              | <b>74</b>                 |
| Anne Arundel                 | 279          | 242            | 176               | 266             | 333              | 236              | 441             | 266              | 262           | 340           |             |              | <b>284</b>                |
| Baltimore Co.                | 604          | 634            | 516               | 555             | 458              | 508              | 677             | 601              | 529           | 689           |             |              | <b>577</b>                |
| Calvert                      | 36           | 32             | 31                | 36              | 44               | 23               | 49              | 29               | 40            | 37            |             |              | <b>36</b>                 |
| Caroline                     | 25           | 32             | 23                | 34              | 47               | 25               | 21              | 26               | 41            | 30            |             |              | <b>30</b>                 |
| Carroll                      | 86           | 47             | 46                | 74              | 76               | 62               | 70              | 42               | 46            | 73            |             |              | <b>62</b>                 |
| Cecil                        | 122          | 102            | 69                | 71              | 94               | 69               | 58              | 90               | 66            | 92            |             |              | <b>83</b>                 |
| Charles                      | 119          | 113            | 92                | 161             | 122              | 87               | 118             | 111              | 98            | 79            |             |              | <b>110</b>                |
| Dorchester                   | 49           | 68             | 39                | 42              | 46               | 53               | 59              | 26               | 43            | 69            |             |              | <b>49</b>                 |
| Frederick                    | 115          | 109            | 106               | 187             | 98               | 149              | 111             | 92               | 144           | 162           |             |              | <b>127</b>                |
| Garrett                      | 27           | 21             | 14                | 29              | 19               | 23               | 36              | 11               | 27            | 20            |             |              | <b>23</b>                 |
| Harford                      | 148          | 167            | 155               | 207             | 167              | 118              | 224             | 156              | 134           | 227           |             |              | <b>170</b>                |
| Howard                       | 239          | 228            | 168               | 217             | 265              | 179              | 215             | 193              | 168           | 212           |             |              | <b>208</b>                |
| Kent                         | 12           | 17             | 15                | 16              | 14               | 15               | 20              | 16               | 13            | 20            |             |              | <b>16</b>                 |
| Montgomery                   | 924          | 917            | 667               | 788             | 1,039            | 694              | 883             | 766              | 842           | 943           |             |              | <b>846</b>                |
| Prince George's              | 777          | 883            | 603               | 852             | 810              | 875              | 837             | 1,013            | 740           | 1,092         |             |              | <b>848</b>                |
| Queen Anne's                 | 28           | 18             | 13                | 23              | 23               | 17               | 22              | 12               | 20            | 36            |             |              | <b>21</b>                 |
| St. Mary's                   | 83           | 78             | 55                | 61              | 64               | 57               | 63              | 47               | 58            | 63            |             |              | <b>63</b>                 |
| Somerset                     | 32           | 53             | 35                | 25              | 29               | 15               | 36              | 45               | 29            | 22            |             |              | <b>32</b>                 |
| Talbot                       | 20           | 42             | 36                | 41              | 33               | 26               | 36              | 24               | 25            | 32            |             |              | <b>32</b>                 |
| Washington                   | 104          | 133            | 97                | 127             | 99               | 103              | 133             | 78               | 114           | 126           |             |              | <b>111</b>                |
| Wicomico                     | 171          | 91             | 90                | 129             | 93               | 112              | 133             | 83               | 120           | 93            |             |              | <b>112</b>                |
| Worcester                    | 57           | 40             | 29                | 26              | 48               | 40               | 40              | 32               | 29            | 39            |             |              | <b>38</b>                 |
| Baltimore City               | 1,656        | 1,343          | 1,274             | 1,858           | 1,673            | 1,217            | 1,396           | 1,116            | 1,636         | 1,764         |             |              | <b>1,493</b>              |
| <b>State Totals</b>          | 5,767        | 5,529          | 4,423             | 5,895           | 5,751            | 4,789            | 5,750           | 4,936            | 5,296         | 6,334         |             |              | <b>5,447</b>              |

## Medical Assistance: Applications Received and Applications Approved

### MA- Long Term Care

| <b>Applications Received</b> | 2018<br>July | 2018<br>August | 2018<br>September | 2018<br>October | 2018<br>November | 2018<br>December | 2019<br>January | 2019<br>February | 2019<br>March | 2019<br>April | 2019<br>May | 2019<br>June | <b>FY '19<br/>Average</b> |
|------------------------------|--------------|----------------|-------------------|-----------------|------------------|------------------|-----------------|------------------|---------------|---------------|-------------|--------------|---------------------------|
| Regional Office              | 357          | 464            | 398               | 468             | 459              | 202              | 519             | 404              | 441           | 446           |             |              | <b>416</b>                |
| Allegany                     | 22           | 35             | 31                | 24              | 24               | 16               | 18              | 20               | 30            | 30            |             |              | <b>25</b>                 |
| Anne Arundel                 | 2            | 0              | 0                 | 0               | 0                | 0                | 0               | 0                | 0             | 0             |             |              | <b>0</b>                  |
| Baltimore Co.                | 6            | 2              | 2                 | 7               | 1                | 1                | 0               | 4                | 6             | 5             |             |              | <b>3</b>                  |
| Calvert                      | 9            | 13             | 15                | 7               | 10               | 3                | 16              | 9                | 12            | 6             |             |              | <b>10</b>                 |
| Caroline                     | 4            | 2              | 8                 | 1               | 5                | 4                | 14              | 6                | 4             | 4             |             |              | <b>5</b>                  |
| Carroll                      | 18           | 20             | 22                | 27              | 11               | 7                | 16              | 16               | 23            | 15            |             |              | <b>18</b>                 |
| Cecil                        | 2            | 19             | 15                | 19              | 14               | 4                | 18              | 10               | 15            | 14            |             |              | <b>13</b>                 |
| Charles                      | 22           | 18             | 11                | 19              | 7                | 3                | 23              | 15               | 14            | 13            |             |              | <b>15</b>                 |
| Dorchester                   | 6            | 10             | 11                | 11              | 8                | 5                | 16              | 7                | 13            | 5             |             |              | <b>9</b>                  |
| Frederick                    | 0            | 21             | 25                | 18              | 25               | 3                | 27              | 17               | 29            | 27            |             |              | <b>19</b>                 |
| Garrett                      | 11           | 16             | 5                 | 21              | 9                | 7                | 18              | 12               | 10            | 13            |             |              | <b>12</b>                 |
| Harford                      | 2            | 31             | 24                | 21              | 16               | 13               | 25              | 25               | 15            | 26            |             |              | <b>20</b>                 |
| Howard                       | 0            | 14             | 9                 | 15              | 11               | 11               | 15              | 13               | 24            | 24            |             |              | <b>14</b>                 |
| Kent                         | 8            | 3              | 1                 | 5               | 5                | 0                | 4               | 3                | 3             | 5             |             |              | <b>4</b>                  |
| Montgomery                   | 77           | 84             | 68                | 85              | 80               | 29               | 89              | 68               | 76            | 73            |             |              | <b>73</b>                 |
| Prince George's              | 3            | 1              | 0                 | 0               | 0                | 0                | 0               | 0                | 0             | 0             |             |              | <b>0</b>                  |
| Queen Anne's                 | 4            | 6              | 9                 | 4               | 7                | 4                | 5               | 5                | 11            | 6             |             |              | <b>6</b>                  |
| St. Mary's                   | 14           | 21             | 16                | 16              | 13               | 5                | 7               | 13               | 17            | 9             |             |              | <b>13</b>                 |
| Somerset                     | 7            | 6              | 6                 | 9               | 4                | 2                | 15              | 3                | 5             | 9             |             |              | <b>7</b>                  |
| Talbot                       | 5            | 7              | 5                 | 8               | 5                | 6                | 8               | 2                | 8             | 5             |             |              | <b>6</b>                  |
| Washington                   | 35           | 31             | 21                | 31              | 26               | 7                | 36              | 22               | 40            | 34            |             |              | <b>28</b>                 |
| Wicomico                     | 17           | 24             | 18                | 29              | 14               | 13               | 26              | 20               | 24            | 16            |             |              | <b>20</b>                 |
| Worcester                    | 8            | 11             | 13                | 13              | 9                | 2                | 12              | 9                | 7             | 4             |             |              | <b>9</b>                  |
| Baltimore City               | 5            | 3              | 0                 | 0               | 0                | 0                | 0               | 0                | 0             | 0             |             |              | <b>1</b>                  |
| <b>State Totals</b>          | <b>644</b>   | <b>862</b>     | <b>733</b>        | <b>858</b>      | <b>763</b>       | <b>347</b>       | <b>927</b>      | <b>703</b>       | <b>827</b>    | <b>789</b>    |             |              | <b>745</b>                |

Note: MA-LTC processing was regionalized for Baltimore City and Anne Arundel, Baltimore and Prince George's counties beginning in October 2009.

Note: Starting in August 2018 the Eligibility & Enrollment (E & E) System is being used to generate MA-LTC data.



## Medical Assistance: Applications Received and Applications Approved

### MA- Long Term Care

| <b>Applications Approved</b> | 2018<br>July | 2018<br>August | 2018<br>September | 2018<br>October | 2018<br>November | 2018<br>December | 2019<br>January | 2019<br>February | 2019<br>March | 2019<br>April | 2019<br>May | 2019<br>June | <b>FY '19<br/>Average</b> |
|------------------------------|--------------|----------------|-------------------|-----------------|------------------|------------------|-----------------|------------------|---------------|---------------|-------------|--------------|---------------------------|
| Regional Office              | 379          | 187            | 1                 | 191             | 197              | 137              | 232             | 247              | 352           | 356           |             |              | <b>228</b>                |
| Allegany                     | 24           | 3              | 14                | 7               | 18               | 10               | 17              | 16               | 21            | 12            |             |              | <b>14</b>                 |
| Anne Arundel                 | 2            | 2              | 0                 | 0               | 0                | 0                | 1               | 0                | 0             | 1             |             |              | <b>1</b>                  |
| Baltimore Co.                | 10           | 0              | 0                 | 18              | 10               | 5                | 4               | 6                | 6             | 4             |             |              | <b>6</b>                  |
| Calvert                      | 11           | 4              | 2                 | 2               | 2                | 3                | 5               | 6                | 8             | 12            |             |              | <b>6</b>                  |
| Caroline                     | 6            | 1              | 20                | 2               | 0                | 2                | 5               | 4                | 9             | 4             |             |              | <b>5</b>                  |
| Carroll                      | 12           | 6              | 0                 | 12              | 2                | 5                | 15              | 13               | 20            | 21            |             |              | <b>11</b>                 |
| Cecil                        | 0            | 8              | 6                 | 4               | 10               | 6                | 6               | 16               | 12            | 22            |             |              | <b>9</b>                  |
| Charles                      | 15           | 1              | 5                 | 4               | 10               | 3                | 7               | 12               | 15            | 10            |             |              | <b>8</b>                  |
| Dorchester                   | 7            | 2              | 1                 | 1               | 2                | 4                | 7               | 9                | 12            | 6             |             |              | <b>5</b>                  |
| Frederick                    | 5            | 7              | 10                | 4               | 10               | 4                | 14              | 12               | 30            | 30            |             |              | <b>13</b>                 |
| Garrett                      | 5            | 1              | 3                 | 5               | 9                | 4                | 7               | 4                | 5             | 8             |             |              | <b>5</b>                  |
| Harford                      | 2            | 13             | 8                 | 9               | 11               | 7                | 14              | 16               | 19            | 6             |             |              | <b>11</b>                 |
| Howard                       | 0            | 21             | 7                 | 9               | 3                | 1                | 6               | 6                | 32            | 15            |             |              | <b>10</b>                 |
| Kent                         | 4            | 0              | 0                 | 4               | 3                | 2                | 3               | 1                | 2             | 4             |             |              | <b>2</b>                  |
| Montgomery                   | 86           | 27             | 45                | 28              | 41               | 29               | 78              | 53               | 54            | 56            |             |              | <b>50</b>                 |
| Prince George's              | 3            | 1              | 2                 | 1               | 0                | 0                | 0               | 0                | 0             | 0             |             |              | <b>1</b>                  |
| Queen Anne's                 | 3            | 3              | 1                 | 2               | 3                | 4                | 2               | 4                | 5             | 3             |             |              | <b>3</b>                  |
| St. Mary's                   | 12           | 10             | 10                | 8               | 2                | 6                | 11              | 14               | 6             | 11            |             |              | <b>9</b>                  |
| Somerset                     | 4            | 5              | 3                 | 5               | 2                | 1                | 5               | 3                | 3             | 10            |             |              | <b>4</b>                  |
| Talbot                       | 5            | 1              | 3                 | 1               | 3                | 6                | 0               | 10               | 3             | 7             |             |              | <b>4</b>                  |
| Washington                   | 31           | 7              | 7                 | 12              | 7                | 8                | 24              | 12               | 31            | 26            |             |              | <b>17</b>                 |
| Wicomico                     | 17           | 4              | 6                 | 7               | 9                | 11               | 12              | 13               | 15            | 20            |             |              | <b>11</b>                 |
| Worcester                    | 5            | 1              | 4                 | 1               | 4                | 2                | 3               | 4                | 14            | 5             |             |              | <b>4</b>                  |
| Baltimore City               | 4            | 0              | 232               | 0               | 0                | 0                | 0               | 0                | 0             | 0             |             |              | <b>24</b>                 |
| <b>State Totals</b>          | <b>652</b>   | <b>315</b>     | <b>390</b>        | <b>337</b>      | <b>358</b>       | <b>260</b>       | <b>478</b>      | <b>481</b>       | <b>674</b>    | <b>649</b>    |             |              | <b>459</b>                |

Note: MA-LTC processing was regionalized for Baltimore City and Anne Arundel, Baltimore and Prince George's counties beginning in October 2009.

Note: Starting in August 2018 the Eligibility & Enrollment (E & E) System is being used to generate MA-LTC data.

## Medical Assistance: Applications Received and Applications Approved

### MA- SSI

| <b>Applications Received</b> | 2018<br>July | 2018<br>August | 2018<br>September | 2018<br>October | 2018<br>November | 2018<br>December | 2019<br>January | 2019<br>February | 2019<br>March | 2019<br>April | 2019<br>May | 2019<br>June | <b>FY '19<br/>Average</b> |
|------------------------------|--------------|----------------|-------------------|-----------------|------------------|------------------|-----------------|------------------|---------------|---------------|-------------|--------------|---------------------------|
| Allegany                     | 9            | 29             | 38                | 23              | 11               | 30               | 19              | 20               | 31            | 24            |             |              | <b>23</b>                 |
| Anne Arundel                 | 18           | 18             | 20                | 21              | 24               | 14               | 24              | 11               | 24            | 14            |             |              | <b>19</b>                 |
| Baltimore Co.                | 118          | 78             | 44                | 50              | 58               | 48               | 70              | 80               | 36            | 77            |             |              | <b>66</b>                 |
| Calvert                      | 5            | 4              | 2                 | 10              | 6                | 3                | 0               | 1                | 6             | 7             |             |              | <b>4</b>                  |
| Caroline                     | 6            | 2              | 3                 | 0               | 2                | 3                | 0               | 5                | 2             | 4             |             |              | <b>3</b>                  |
| Carroll                      | 7            | 13             | 4                 | 12              | 19               | 0                | 23              | 4                | 5             | 21            |             |              | <b>11</b>                 |
| Cecil                        | 20           | 45             | 17                | 2               | 45               | 26               | 6               | 35               | 3             | 20            |             |              | <b>22</b>                 |
| Charles                      | 17           | 27             | 18                | 11              | 23               | 13               | 23              | 27               | 23            | 9             |             |              | <b>19</b>                 |
| Dorchester                   | 3            | 4              | 5                 | 2               | 5                | 5                | 4               | 3                | 5             | 5             |             |              | <b>4</b>                  |
| Frederick                    | 26           | 21             | 15                | 23              | 14               | 28               | 24              | 11               | 17            | 19            |             |              | <b>20</b>                 |
| Garrett                      | 8            | 7              | 3                 | 10              | 5                | 6                | 8               | 3                | 8             | 3             |             |              | <b>6</b>                  |
| Harford                      | 13           | 14             | 13                | 22              | 30               | 9                | 9               | 18               | 8             | 36            |             |              | <b>17</b>                 |
| Howard                       | 10           | 14             | 15                | 15              | 12               | 15               | 16              | 15               | 6             | 13            |             |              | <b>13</b>                 |
| Kent                         | 1            | 1              | 2                 | 1               | 2                | 2                | 1               | 1                | 1             | 2             |             |              | <b>1</b>                  |
| Montgomery                   | 91           | 103            | 68                | 78              | 163              | 78               | 117             | 100              | 91            | 138           |             |              | <b>103</b>                |
| Prince George's              | 77           | 78             | 39                | 120             | 47               | 62               | 140             | 47               | 72            | 67            |             |              | <b>75</b>                 |
| Queen Anne's                 | 4            | 2              | 3                 | 5               | 3                | 1                | 5               | 2                | 4             | 1             |             |              | <b>3</b>                  |
| St. Mary's                   | 24           | 24             | 18                | 24              | 21               | 18               | 16              | 11               | 17            | 26            |             |              | <b>20</b>                 |
| Somerset                     | 10           | 22             | 4                 | 4               | 4                | 2                | 6               | 8                | 3             | 8             |             |              | <b>7</b>                  |
| Talbot                       | 1            | 6              | 1                 | 5               | 7                | 5                | 3               | 1                | 4             | 3             |             |              | <b>4</b>                  |
| Washington                   | 20           | 32             | 23                | 28              | 18               | 31               | 44              | 20               | 39            | 46            |             |              | <b>30</b>                 |
| Wicomico                     | 28           | 11             | 9                 | 24              | 19               | 15               | 40              | 7                | 9             | 9             |             |              | <b>17</b>                 |
| Worcester                    | 5            | 4              | 2                 | 1               | 1                | 1                | 4               | 4                | 1             | 3             |             |              | <b>3</b>                  |
| Baltimore City               | 173          | 100            | 116               | 238             | 255              | 124              | 158             | 56               | 203           | 181           |             |              | <b>160</b>                |
| <b>State Totals</b>          | 694          | 659            | 482               | 729             | 794              | 539              | 760             | 490              | 618           | 736           |             |              | <b>650</b>                |

## Medical Assistance: Applications Received and Applications Approved

### MA- SSI

| <b>Applications Approved</b> | 2018<br>July | 2018<br>August | 2018<br>September | 2018<br>October | 2018<br>November | 2018<br>December | 2019<br>January | 2019<br>February | 2019<br>March | 2019<br>April | 2019<br>May | 2019<br>June | <b>FY '19<br/>Average</b> |
|------------------------------|--------------|----------------|-------------------|-----------------|------------------|------------------|-----------------|------------------|---------------|---------------|-------------|--------------|---------------------------|
| Allegany                     | 15           | 43             | 46                | 25              | 16               | 36               | 27              | 21               | 39            | 35            |             |              | <b>30</b>                 |
| Anne Arundel                 | 62           | 73             | 27                | 62              | 71               | 69               | 163             | 37               | 46            | 74            |             |              | <b>68</b>                 |
| Baltimore Co.                | 200          | 182            | 118               | 130             | 157              | 170              | 228             | 168              | 84            | 220           |             |              | <b>166</b>                |
| Calvert                      | 7            | 4              | 7                 | 12              | 22               | 6                | 23              | 2                | 12            | 10            |             |              | <b>11</b>                 |
| Caroline                     | 7            | 8              | 6                 | 11              | 15               | 6                | 3               | 5                | 12            | 8             |             |              | <b>8</b>                  |
| Carroll                      | 12           | 13             | 9                 | 12              | 32               | 2                | 26              | 5                | 7             | 29            |             |              | <b>15</b>                 |
| Cecil                        | 50           | 47             | 17                | 3               | 53               | 26               | 11              | 39               | 4             | 24            |             |              | <b>27</b>                 |
| Charles                      | 32           | 43             | 33                | 44              | 50               | 22               | 45              | 38               | 52            | 24            |             |              | <b>38</b>                 |
| Dorchester                   | 15           | 17             | 14                | 8               | 29               | 25               | 21              | 6                | 12            | 24            |             |              | <b>17</b>                 |
| Frederick                    | 40           | 29             | 31                | 48              | 26               | 47               | 35              | 29               | 35            | 40            |             |              | <b>36</b>                 |
| Garrett                      | 9            | 6              | 3                 | 12              | 7                | 7                | 9               | 2                | 12            | 6             |             |              | <b>7</b>                  |
| Harford                      | 44           | 40             | 34                | 80              | 56               | 41               | 57              | 38               | 35            | 97            |             |              | <b>52</b>                 |
| Howard                       | 40           | 48             | 17                | 32              | 45               | 62               | 103             | 39               | 24            | 59            |             |              | <b>47</b>                 |
| Kent                         | 1            | 3              | 5                 | 2               | 1                | 4                | 2               | 3                | 2             | 5             |             |              | <b>3</b>                  |
| Montgomery                   | 121          | 185            | 99                | 117             | 280              | 103              | 144             | 123              | 129           | 161           |             |              | <b>146</b>                |
| Prince George's              | 166          | 134            | 52                | 249             | 169              | 274              | 233             | 227              | 178           | 284           |             |              | <b>197</b>                |
| Queen Anne's                 | 2            | 2              | 4                 | 10              | 5                | 2                | 6               | 2                | 3             | 13            |             |              | <b>5</b>                  |
| St. Mary's                   | 26           | 31             | 22                | 15              | 29               | 22               | 24              | 14               | 20            | 27            |             |              | <b>23</b>                 |
| Somerset                     | 11           | 23             | 12                | 5               | 7                | 3                | 19              | 20               | 8             | 10            |             |              | <b>12</b>                 |
| Talbot                       | 4            | 9              | 8                 | 11              | 12               | 7                | 14              | 3                | 6             | 5             |             |              | <b>8</b>                  |
| Washington                   | 46           | 56             | 45                | 51              | 48               | 50               | 62              | 23               | 56            | 66            |             |              | <b>50</b>                 |
| Wicomico                     | 53           | 24             | 18                | 42              | 37               | 58               | 64              | 14               | 24            | 23            |             |              | <b>36</b>                 |
| Worcester                    | 17           | 8              | 6                 | 6               | 20               | 7                | 19              | 8                | 7             | 13            |             |              | <b>11</b>                 |
| Baltimore City               | 372          | 236            | 408               | 395             | 700              | 400              | 460             | 283              | 445           | 635           |             |              | <b>433</b>                |
| <b>State Totals</b>          | 1,352        | 1,264          | 1,041             | 1,382           | 1,887            | 1,449            | 1,798           | 1,149            | 1,252         | 1,892         |             |              | <b>1,447</b>              |

## Medical Assistance: Cases Under Care

### MA- Community Care

| <b>MA-CC<br/>Cases</b> | 2018<br>July  | 2018<br>August | 2018<br>September | 2018<br>October | 2018<br>November | 2018<br>December | 2019<br>January | 2019<br>February | 2019<br>March | 2019<br>April | 2019<br>May | 2019<br>June | <b>FY '19<br/>Average</b> |
|------------------------|---------------|----------------|-------------------|-----------------|------------------|------------------|-----------------|------------------|---------------|---------------|-------------|--------------|---------------------------|
| Allegany               | 1,126         | 1,151          | 1,164             | 1,148           | 1,158            | 1,117            | 1,126           | 1,142            | 1,117         | 1,148         |             |              | <b>1,140</b>              |
| Anne Arundel           | 3,465         | 3,420          | 3,513             | 3,247           | 3,402            | 3,238            | 3,258           | 3,375            | 3,263         | 3,419         |             |              | <b>3,360</b>              |
| Baltimore Co.          | 7,017         | 7,005          | 7,218             | 7,036           | 7,209            | 6,885            | 6,900           | 7,173            | 7,121         | 7,376         |             |              | <b>7,094</b>              |
| Calvert                | 601           | 602            | 616               | 597             | 630              | 617              | 608             | 620              | 615           | 623           |             |              | <b>613</b>                |
| Caroline               | 417           | 419            | 425               | 421             | 427              | 422              | 409             | 419              | 415           | 429           |             |              | <b>420</b>                |
| Carroll                | 923           | 928            | 957               | 905             | 941              | 940              | 924             | 951              | 920           | 949           |             |              | <b>934</b>                |
| Cecil                  | 1,038         | 1,040          | 1,075             | 1,030           | 1,064            | 1,033            | 1,034           | 1,066            | 1,026         | 1,087         |             |              | <b>1,049</b>              |
| Charles                | 1,264         | 1,243          | 1,264             | 1,293           | 1,347            | 1,319            | 1,322           | 1,352            | 1,304         | 1,339         |             |              | <b>1,305</b>              |
| Dorchester             | 561           | 584            | 592               | 579             | 588              | 566              | 571             | 570              | 550           | 581           |             |              | <b>574</b>                |
| Frederick              | 1,646         | 1,645          | 1,680             | 1,671           | 1,691            | 1,600            | 1,546           | 1,574            | 1,507         | 1,578         |             |              | <b>1,614</b>              |
| Garrett                | 472           | 474            | 478               | 473             | 477              | 468              | 482             | 482              | 480           | 486           |             |              | <b>477</b>                |
| Harford                | 1,894         | 1,922          | 2,010             | 1,961           | 2,022            | 1,946            | 1,991           | 2,040            | 2,006         | 2,045         |             |              | <b>1,984</b>              |
| Howard                 | 1,774         | 1,844          | 1,906             | 1,867           | 1,977            | 1,933            | 1,908           | 1,985            | 1,938         | 2,010         |             |              | <b>1,914</b>              |
| Kent                   | 213           | 219            | 221               | 221             | 228              | 221              | 221             | 228              | 226           | 234           |             |              | <b>223</b>                |
| Montgomery             | 9,136         | 9,197          | 9,481             | 9,123           | 9,532            | 9,171            | 9,196           | 9,456            | 9,166         | 9,540         |             |              | <b>9,300</b>              |
| Prince George's        | 8,968         | 9,146          | 9,439             | 8,999           | 9,365            | 8,973            | 8,843           | 9,338            | 8,997         | 9,538         |             |              | <b>9,161</b>              |
| Queen Anne's           | 349           | 354            | 361               | 347             | 358              | 350              | 342             | 354              | 351           | 368           |             |              | <b>353</b>                |
| St. Mary's             | 931           | 922            | 940               | 902             | 928              | 883              | 892             | 915              | 890           | 916           |             |              | <b>912</b>                |
| Somerset               | 425           | 425            | 429               | 411             | 429              | 422              | 418             | 430              | 417           | 418           |             |              | <b>422</b>                |
| Talbot                 | 425           | 423            | 433               | 435             | 440              | 415              | 412             | 425              | 411           | 418           |             |              | <b>424</b>                |
| Washington             | 1,862         | 1,874          | 1,931             | 1,870           | 1,923            | 1,853            | 1,879           | 1,929            | 1,889         | 1,919         |             |              | <b>1,893</b>              |
| Wicomico               | 1,265         | 1,297          | 1,325             | 1,257           | 1,270            | 1,218            | 1,206           | 1,239            | 1,230         | 1,272         |             |              | <b>1,258</b>              |
| Worcester              | 603           | 597            | 605               | 586             | 600              | 597              | 588             | 596              | 584           | 594           |             |              | <b>595</b>                |
| Baltimore City         | 15,284        | 15,341         | 15,642            | 15,279          | 15,773           | 15,272           | 14,940          | 15,228           | 14,812        | 15,291        |             |              | <b>15,286</b>             |
| <b>State Totals</b>    | <b>61,659</b> | <b>62,072</b>  | <b>63,705</b>     | <b>61,658</b>   | <b>63,779</b>    | <b>61,459</b>    | <b>61,016</b>   | <b>62,887</b>    | <b>61,235</b> | <b>63,578</b> |             |              | <b>62,305</b>             |

## Medical Assistance: Cases Under Care

### MA- Long Term Care

| <b>MA-LTC Cases</b> | 2018<br>July  | 2018<br>August | 2018<br>September | 2018<br>October | 2018<br>November | 2018<br>December | 2019<br>January | 2019<br>February | 2019<br>March | 2019<br>April | 2019<br>May | 2019<br>June | <b>FY '19<br/>Average</b> |
|---------------------|---------------|----------------|-------------------|-----------------|------------------|------------------|-----------------|------------------|---------------|---------------|-------------|--------------|---------------------------|
| Regional Office     | 8,069         | 8,353          | 8,589             | 8,553           | 8,451            | 8,523            | 8,030           | 8,057            | 8,047         | 8,361         |             |              | <b>8,303</b>              |
| Allegany            | 611           | 610            | 617               | 614             | 620              | 620              | 599             | 612              | 550           | 518           |             |              | <b>597</b>                |
| Anne Arundel        | 5             | 12             | 12                | 10              | 7                | 8                | 7               | 7                | 6             | 6             |             |              | <b>8</b>                  |
| Baltimore Co.       | 120           | 26             | 25                | 146             | 134              | 138              | 123             | 121              | 110           | 110           |             |              | <b>105</b>                |
| Calvert             | 199           | 206            | 208               | 207             | 203              | 201              | 184             | 190              | 188           | 193           |             |              | <b>198</b>                |
| Caroline            | 107           | 107            | 106               | 105             | 99               | 105              | 94              | 106              | 97            | 95            |             |              | <b>102</b>                |
| Carroll             | 393           | 499            | 515               | 411             | 402              | 398              | 383             | 390              | 400           | 399           |             |              | <b>419</b>                |
| Cecil               | 2             | 252            | 249               | 264             | 246              | 235              | 226             | 242              | 243           | 248           |             |              | <b>221</b>                |
| Charles             | 356           | 354            | 360               | 363             | 364              | 362              | 351             | 362              | 339           | 338           |             |              | <b>355</b>                |
| Dorchester          | 178           | 183            | 181               | 187             | 184              | 181              | 183             | 186              | 181           | 163           |             |              | <b>181</b>                |
| Frederick           | 4             | 496            | 498               | 515             | 489              | 498              | 491             | 501              | 486           | 492           |             |              | <b>447</b>                |
| Garrett             | 238           | 238            | 239               | 241             | 247              | 242              | 246             | 242              | 226           | 227           |             |              | <b>239</b>                |
| Harford             | 1             | 560            | 557               | 588             | 564              | 564              | 526             | 531              | 505           | 486           |             |              | <b>488</b>                |
| Howard              | 0             | 378            | 388               | 397             | 389              | 380              | 354             | 358              | 364           | 361           |             |              | <b>337</b>                |
| Kent                | 102           | 107            | 102               | 107             | 104              | 101              | 96              | 90               | 86            | 84            |             |              | <b>98</b>                 |
| Montgomery          | 1,904         | 1,937          | 1,930             | 1,934           | 1,911            | 1,905            | 1,880           | 1,878            | 1,730         | 1,725         |             |              | <b>1,873</b>              |
| Prince George's     | 23            | 18             | 18                | 17              | 12               | 12               | 11              | 11               | 10            | 10            |             |              | <b>14</b>                 |
| Queen Anne's        | 98            | 104            | 104               | 104             | 104              | 106              | 103             | 103              | 95            | 94            |             |              | <b>102</b>                |
| St. Mary's          | 264           | 299            | 303               | 303             | 294              | 290              | 294             | 301              | 284           | 267           |             |              | <b>290</b>                |
| Somerset            | 142           | 153            | 147               | 148             | 145              | 143              | 137             | 140              | 139           | 139           |             |              | <b>143</b>                |
| Talbot              | 151           | 158            | 152               | 149             | 145              | 144              | 136             | 141              | 131           | 137           |             |              | <b>144</b>                |
| Washington          | 664           | 674            | 671               | 666             | 650              | 639              | 615             | 612              | 603           | 581           |             |              | <b>638</b>                |
| Wicomico            | 427           | 440            | 441               | 443             | 435              | 435              | 418             | 429              | 403           | 410           |             |              | <b>428</b>                |
| Worcester           | 165           | 171            | 167               | 162             | 166              | 171              | 169             | 171              | 172           | 164           |             |              | <b>168</b>                |
| Baltimore City      | 48            | 43             | 41                | 43              | 39               | 37               | 35              | 34               | 34            | 32            |             |              | <b>39</b>                 |
| <b>State Totals</b> | <b>14,271</b> | <b>16,378</b>  | <b>16,620</b>     | <b>16,677</b>   | <b>16,404</b>    | <b>16,438</b>    | <b>15,691</b>   | <b>15,815</b>    | <b>15,429</b> | <b>15,640</b> |             |              | <b>15,936</b>             |

Note: MA-LTC processing was regionalized for Baltimore City and Anne Arundel, Baltimore and Prince George's counties beginning in October 2009.

Note: Starting in August 2018 the Eligibility & Enrollment (E & E) System is being used to generate MA-LTC data.

## Medical Assistance: Cases Under Care

| <b>MA-SSI Cases</b> | 2018<br>July | 2018<br>August | 2018<br>September | 2018<br>October | 2018<br>November | 2018<br>December | 2019<br>January | 2019<br>February | 2019<br>March | 2019<br>April | 2019<br>May | 2019<br>June | <b>FY '19<br/>Average</b> |
|---------------------|--------------|----------------|-------------------|-----------------|------------------|------------------|-----------------|------------------|---------------|---------------|-------------|--------------|---------------------------|
| Allegany            | 2,469        | 2,391          | 2,424             | 2,427           | 2,441            | 2,431            | 2,432           | 2,439            | 2,456         | 2,486         |             |              | <b>2,440</b>              |
| Anne Arundel        | 6,176        | 6,207          | 6,208             | 6,165           | 6,203            | 6,189            | 6,250           | 6,276            | 6,237         | 6,278         |             |              | <b>6,219</b>              |
| Baltimore Co.       | 15,390       | 15,357         | 15,450            | 15,235          | 15,368           | 15,441           | 15,535          | 15,674           | 15,468        | 15,641        |             |              | <b>15,456</b>             |
| Calvert             | 1,015        | 1,009          | 1,010             | 1,008           | 1,003            | 1,001            | 1,015           | 1,015            | 1,026         | 1,033         |             |              | <b>1,014</b>              |
| Caroline            | 789          | 775            | 780               | 783             | 788              | 774              | 778             | 784              | 782           | 790           |             |              | <b>782</b>                |
| Carroll             | 1,436        | 1,408          | 1,410             | 1,386           | 1,408            | 1,377            | 1,390           | 1,397            | 1,374         | 1,385         |             |              | <b>1,397</b>              |
| Cecil               | 1,906        | 1,937          | 1,951             | 1,906           | 1,952            | 1,931            | 1,920           | 1,943            | 1,891         | 1,898         |             |              | <b>1,924</b>              |
| Charles             | 2,339        | 2,326          | 2,346             | 2,300           | 2,313            | 2,295            | 2,311           | 2,331            | 2,344         | 2,366         |             |              | <b>2,327</b>              |
| Dorchester          | 1,373        | 1,337          | 1,352             | 1,346           | 1,359            | 1,372            | 1,384           | 1,380            | 1,376         | 1,403         |             |              | <b>1,368</b>              |
| Frederick           | 2,391        | 2,372          | 2,397             | 2,366           | 2,388            | 2,374            | 2,366           | 2,388            | 2,374         | 2,387         |             |              | <b>2,380</b>              |
| Garrett             | 665          | 651            | 650               | 641             | 648              | 650              | 655             | 652              | 658           | 660           |             |              | <b>653</b>                |
| Harford             | 3,357        | 3,339          | 3,361             | 3,337           | 3,382            | 3,357            | 3,364           | 3,399            | 3,338         | 3,413         |             |              | <b>3,365</b>              |
| Howard              | 3,215        | 3,234          | 3,239             | 3,196           | 3,197            | 3,223            | 3,304           | 3,334            | 3,307         | 3,361         |             |              | <b>3,261</b>              |
| Kent                | 363          | 351            | 354               | 346             | 348              | 348              | 342             | 342              | 340           | 336           |             |              | <b>347</b>                |
| Montgomery          | 13,881       | 13,629         | 13,692            | 13,589          | 13,796           | 13,638           | 13,706          | 13,777           | 13,696        | 13,811        |             |              | <b>13,722</b>             |
| Prince George's     | 13,514       | 13,425         | 13,356            | 13,289          | 13,382           | 13,455           | 13,534          | 13,710           | 13,719        | 13,795        |             |              | <b>13,518</b>             |
| Queen Anne's        | 431          | 424            | 432               | 436             | 443              | 443              | 437             | 435              | 429           | 437           |             |              | <b>435</b>                |
| St. Mary's          | 1,692        | 1,679          | 1,697             | 1,686           | 1,694            | 1,693            | 1,715           | 1,721            | 1,723         | 1,734         |             |              | <b>1,703</b>              |
| Somerset            | 856          | 848            | 859               | 848             | 851              | 845              | 856             | 865              | 856           | 864           |             |              | <b>855</b>                |
| Talbot              | 558          | 562            | 564               | 561             | 565              | 562              | 561             | 567              | 568           | 563           |             |              | <b>563</b>                |
| Washington          | 3,906        | 3,888          | 3,886             | 3,909           | 3,917            | 3,941            | 3,965           | 3,933            | 3,930         | 3,983         |             |              | <b>3,926</b>              |
| Wicomico            | 2,886        | 2,874          | 2,899             | 2,866           | 2,904            | 2,924            | 2,960           | 2,984            | 2,965         | 2,980         |             |              | <b>2,924</b>              |
| Worcester           | 819          | 807            | 805               | 798             | 809              | 810              | 820             | 824              | 827           | 838           |             |              | <b>816</b>                |
| Baltimore City      | 45,476       | 44,249         | 44,492            | 43,930          | 44,332           | 44,269           | 44,504          | 44,600           | 44,373        | 44,746        |             |              | <b>44,497</b>             |
| <b>State Totals</b> | 126,903      | 125,079        | 125,614           | 124,354         | 125,491          | 125,343          | 126,104         | 126,770          | 126,057       | 127,188       |             |              | <b>125,890</b>            |